



NITROXTEC[®]
Clean Compressed Air & Reliable Gas

GENERAL CATALOG

2026/2027



INTELLIGENT INVESTMENT WITH SUSTAINABLE TECHNOLOGY

Innovative Solutions With High Energy Efficiency



NITROXTEC®
Clean Compressed Air & Reliable Gas

Some of our completed projects



ABOUT NITROXTEC

NITROXTEC Endüstriyel Makina Basınçlı
Hava ve Gaz Çözümleri Sanayi Ticaret Ltd. Şti.

NITROXTEC, with over 14 years of experience, knowledge, and training, was established to produce the highest quality and most efficient gas machinery and air system solutions for the world.

Our company provides services to its customers by manufacturing the most cost-effective, highest-performing, and most efficient products in its production facilities without compromising quality.

Through the solutions offered at our production facilities, we ensure the highest level of customer satisfaction.

The source of our success and the solutions we offer to the industry lies in the value we place on our colleagues and business partners.

NITROXTEC aims to produce sustainable solutions in industrial air and gas systems with a vision of quality and efficiency.



TÜRKİYE'S PRIDE, THE WORLD'S CHOICE: NITROXTEC!

Our high-quality products, proudly manufactured in Türkiye. They are used in industrial facilities in more than 40 countries.

We aim to increase our customers' productivity by guaranteeing maximum performance while minimizing maintenance and service costs.



NITROXTEC



1

INTELLIGENT TECHNOLOGY

2

EFFICIENT PRODUCTION

3

SUSTAINABLE

4

LOW COST

5

ENVIRONMENTALLY FRIENDLY

6

INNOVATION

7

ECONOMIC

QUALITY COMMITMENT

Quality and efficiency are why our customers and business partners choose us. Our principle is not only domestic and national production, but also high-quality domestic and national production.

NITROXTEC VALUES



Vision

To be the globally preferred technology partner for industrial air and gas solutions—recognized for reliability, competitiveness, and commitment to sustainable innovation that creates value for stakeholders while respecting people and the environment.

Mission

To strengthen our customers' competitive advantage by delivering innovative, high-value gas generation systems that eliminate external dependency, support domestic production, and maximize operational efficiency through advanced engineering and reliable technology.



POWER IN PRODUCTION, TRUST IN TECHNOLOGY



PRODUCT INDEX

•	Modular Nitrogen Generators.....	07
•	Nitrogen Generators.....	12
•	Membrane Nitrogen Generators.....	18
•	Container Type Nitrogen Generation System.....	21
•	Deoxy Nitrogen Purification Units.....	25
•	Modular Oxygen Generators.....	29
•	Oxygen Generators.....	34
•	Container Type Oxygen Generation System.....	40
•	Modular Desiccant Air Dryers.....	43
•	Desiccant Air Dryers (Non-Heated Type).....	46
•	Heated Type Blower Desiccant Air Dryers.....	51
•	Medium and High Pressure Desiccant Air Dryers (40–300 Bar).....	54
•	Medium and High Pressure Oilless Desiccant Air Dryers (40–300 Bar).....	57
•	Modular Oilless Desiccant Air Dryers.....	60
•	Oilless Desiccant Air Dryers.....	63
•	Modular Activated Carbon Towers.....	66
•	Activated Carbon Towers.....	69
•	Refrigerated Air Dryers.....	72
•	Air Purification and Filtration Systems.....	75

Nitrogen Generators

INDUSTRY APPLICATIONS

- Chemical Industry
- Food Industry
- Laser Cutting Industry
- Additive Manufacturing (3D Laser Metal Printing – DMLS Applications)
- Heat Treatment Industry
- Wire and Cable Industry
- Electronics Industry
- Vegetable Oil Industry
- Aviation Industry
- Maritime Industry
- Mining Industry
- Energy Industry
- Plastic Injection Industry
- Pharmaceutical Industry
- Electrostatic Powder Coating Facilities
- MAP Food Packaging Applications
- Laser Welding Machines
- Aluminum Casting and Extrusion Industry
- Jewelry Casting Industry
- Aromatic Oils and Fragrance Industry
- Wine Industry
- Autoclave Systems for Composite Material Manufacturing in the Aerospace Industry



Modular Nitrogen Generators

Flexibility, Compactness, and Energy Efficiency Combined in Nitrogen Production.

NITROXTEC modular nitrogen generators offer businesses on-site, sustainable, and economical nitrogen production with their compact design, weld-free structure, and energy efficiency. They eliminate the need for gas cylinders or liquid nitrogen supply, enabling 24/7 uninterrupted high-purity nitrogen production.

Modular Nitrogen Generators

NITROXTEC's modular generators with advanced PSA (Pressure Swing Adsorption) technology offer adjustable high-purity nitrogen production up to 99.9999% in a compact structure that saves space. The weld-free modular body design eliminates the need for weld testing, simplifies maintenance, and extends system life.

Thanks to its modular architecture, capacity can be easily expanded to match growing production needs. Ideal for food packaging, pharmaceutical, electronics, laser cutting, and chemical applications.



OPERATING PRINCIPLE

Modular nitrogen generators process compressed air with PSA technology, adsorbing oxygen and other gases, allowing only nitrogen gas to pass through. The produced high-purity nitrogen is delivered to the system at a constant flow rate. Low operating costs are achieved through minimal air consumption and energy-efficient design. The modular architecture allows seamless expansion—simply add new units when capacity needs increase, without modifying existing infrastructure.

Advantages

- Adjustable nitrogen production up to 99.9999% (1 ppm O₂ grade 6.0)
- Modular and expandable architecture – system grows as production increases
- Minimum energy consumption with low air/nitrogen ratio
- Compact and space-saving structure
- Weld-free design – no weld testing required, low service cost
- 24/7 uninterrupted nitrogen flow
- Easy installation – quick commissioning on-site (plug & start)
- Operational independence – no need for gas delivery
- Low total cost of ownership – energy, maintenance, and transportation savings
- Environmentally friendly solution – on-site production reduces carbon footprint

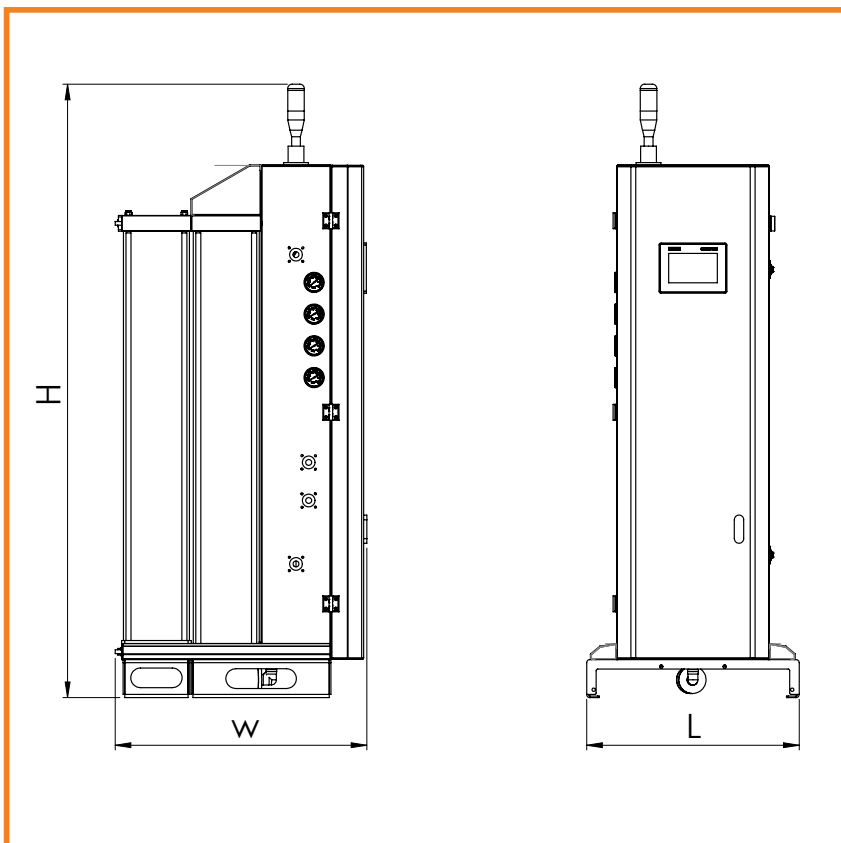
Application Areas

- **Food and Beverage** – Extends shelf life with MAP (Modified Atmosphere Packaging)
- **Electronics Manufacturing** – Use of pure nitrogen in soldering and reflow ovens
- **Pharmacy & Laboratories** – Provides an oxygen-free and inert environment
- **Laser Cutting** – Clean cuts on stainless steel and sensitive materials
- **Chemical and Industrial Processes** – Inerting, discharging, and filling processes



Technical Specifications

Model	Dimensions "mm"			Weight Kg	Air Intake Connections (BSP Thread Size)	Electrical Power
	Length	Width	Height			
MNT-01	450	405	1120	110	1/2"	110-230 V AC 50-60 Hz 150 W
MNT-02	450	560	1520	200	1/2"	110-230 V AC 50-60 Hz 150 W
MNT-03	450	715	1520	208	1/2"	110-230 V AC 50-60 Hz 150 W
MNT-04	450	870	1520	259	3/4"	110-230 V AC 50-60 Hz 150 W
MNT-05	670	790	1750	289	1"	110-230 V AC 50-60 Hz 150 W
MNT-06	670	1010	1750	330	1"	110-230 V AC 50-60 Hz 150 W
MNT-07	670	1230	1750	400	1"	110-230 V AC 50-60 Hz 150 W
MNT-08	670	1450	1750	470	1"	110-230 V AC 50-60 Hz 150 W
MNT-09	670	1670	1750	540	1 1/2"	110-230 V AC 50-60 Hz 150 W
MNT-10	670	1890	1750	620	1 1/2"	110-230 V AC 50-60 Hz 150 W
MNT-11	670	2110	1750	700	1 1/2"	110-230 V AC 50-60 Hz 150 W



Industry-Specific Solutions

The nitrogen requirements of each industry differ. The NITROXTEC engineering team designs and integrates systems tailored to your production line's specific flow rate, pressure, and purity requirements. With our weld-free, modular, and intelligent system architecture, we deliver long-lasting, safe, and high-performance solutions.

Nitrogen Production (Nm³/Hour)

Model	%95	%96	%97	%98	%99	%99.5	%99.9	%99.95	%99.99	%99.995	%99.999	%99.9995	%99.9999
MNT-01	10.00	8.90	7.90	6.90	5.25	4.25	2.95	2.50	2.00	1.45	01.05	0.95	0.65
MNT-02	19.75	17.75	15.75	13.75	10.50	8.50	5.90	5.00	4.00	2.90	2.15	1.90	1.25
MNT-03	39.50	35.50	32.00	27.50	21.00	17.00	11.75	10.00	8.00	5.75	4.40	3.75	2.65
MNT-04	59.25	53.25	47.25	41.25	31.50	25.50	17.65	15.00	12.00	8.65	6.40	5.65	4.00
MNT-05	79.00	71.00	63.00	55.00	42.00	34.00	23.50	20.00	16.00	11.50	8.50	7.50	5.65
MNT-06	98.75	88.75	78.75	68.75	52.50	42.50	29.40	25.00	20.00	14.40	10.65	9.40	7.50
MNT-07	138.25	124.25	110.75	96.25	73.50	59.50	41.15	35.00	28.00	20.25	15.00	13.15	10.15
MNT-08	177.65	159.75	142.75	123.75	94.50	76.50	52.90	45.00	36.00	25.90	20.00	16.90	13.75
MNT-09	217.15	195.25	174.75	151.25	115.50	93.50	64.65	55.00	44.00	31.65	25.00	20.65	16.25
MNT-10	256.50	230.75	206.75	178.75	136.75	110.50	76.40	65.00	52.00	37.40	30.00	24.40	18.75
MNT-11	295.90	266.25	238.75	206.25	157.75	127.50	88.00	75.00	60.00	43.15	35.00	28.15	22.50

Compressed Air Inlet 7 Bar G													
PURITY	95%	96%	97%	98%	99%	99.5%	99.9%	99.95%	99.99%	99.995%	99.999%	99.9995%	99.9999%
O ₂	5%	4%	3%	2%	1%	0.5%	1000ppm	500ppm	100ppm	50ppm	10ppm	5ppm	1 ppm
AIR / GAS Ratio	1.8	2	2.1	2.3	2.5	2.6	3.2	3.5	3.9	4.5	5.2	7.5	8.5
Ambient Temperature +25°C							Inlet Air Dew Point +3°C						

Air Inlet Temperature Correction Factors									
5 °C	10 °C	15 °C	20 °C	25 °C	30 °C	35 °C	40 °C	45 °C	50 °C
0.85	1.03	1.02	1	1	0.93	0.87	0.72	0.6	0.52

Inlet Pressure Air Correction Factors						
5 BAR	6 BAR	7 BAR	8 BAR	9 BAR	10 BAR	11 BAR
0.78	0.91	1	01.05	1.13	1.19	1.22



Technical Specifications

Component	Brand / Model	Explanation	IP Protection Class
Touch Control Panel	SIMATIC HMI MTP 7"/4"	7"/4" widescreen TFT panel, touchscreen operation	Front:IP65 Rear: IP20
Oxygen Sensor	NTRON SENZTX TX-100	Long-life O ₂ sensor with zirconium technology	IP66
Piping and Fittings	304 Stainless Steel	All fittings are made of stainless steel (AISI 304).	–
Piston Valve	SMC SS316L	316L stainless steel with threaded connection, long life	IP67
Pneumatic Components	FESTO & SMC	Solenoid valves, FRL units, pipes and connections	IP65
Flowmeter (Optional)	SMC	Flow measurement module with digital display and integrated sensor	IP65
Dew Point Meter (Optional)	SUTO	Provides humidity and temperature measurements in accordance with ISO 8573-1/2/3.	ISO 8573-1/2/3
Nitrogen Purity Control Valve	FESTO & SMC	It delivers pure nitrogen to the line and discharges or recycles low purity nitrogen.	IP65

Feature	Explanation
95% – 99.9999% Purity Value	Provides safe and consistent nitrogen levels for a wide range of industrial applications.
Wide Capacity Range (0.5 – 10000 Nm ³ /hour)	It offers tailored solutions from small workshops to large-scale industrial facilities.
Fully Automatic Operation	Automatic start/stop function ensures efficient nitrogen use and 24/7 availability.
Touch Control Panel	It provides operational transparency through live monitoring, data logging and user-friendly interface.
Remote Access & Modbus TCP/IP	Offers online monitoring and system integration with SCADA or PLC.
ISO 8573-1:2010 Class 2.4.1 Compliance	Provides high quality supply air for stable and efficient PSA operation.
Maintenance-Free Exhaust System	Long-life European-made valves and exhaust components minimize maintenance.
Optional VPSA & Cryogenic Systems	Offers extended configurations for higher purity or large-scale applications.
Panel Protection Class	IP55 class external protection panel
Low Air Consumption / High Efficiency	Low air consumption with CMS technology
Compressor Compatibility	High flow rate with small capacity compressors
Stainless Piping & Filter	AISI 304 stainless steel lines & filters
Piston Pneumatic Valves	Long-lasting, leak-proof piston valve system
Weldless Design	No weld testing required.

Nitrogen Generator Inlet Air Technical Specifications	
Maximum Working Pressure	10 bar (g)
Working Temperature	5-45°C
Minimum Inlet Pressure	4,5 bar (g)
Maximum Dew Point	+3°C
Iso Standard For Air Quality	ISO 8573.1:2010.2.4.1

EXPANDABLE CAPACITY

MODULAR STRUCTURE

NITROGEN GAS GENERATOR

NITROGEN GENERATORS



Produce Your Own Nitrogen in Your Own Facility

With its proven PSA (Pressure Swing Adsorption) technology, the NITROXTEC Nitrogen Generator delivers 24/7 uninterrupted nitrogen production with exceptional purity up to 99.9999% (6.0 grade). Designed for reliability and efficiency, it provides consistent high-purity nitrogen tailored to your specific process requirements, eliminating the need for gas cylinders or liquid nitrogen supply. Reduce costs, increase independence, and ensure continuous nitrogen availability for your operations.

Nitrogen Generators

NITROXTEC PSA Nitrogen Generators provide on-site nitrogen production ranging from 95% to 99.9999% (1 ppm) purity using advanced Pressure Swing Adsorption (PSA) technology with carbon molecular sieve (CMS). Thanks to the dual-tower structure, the system operates continuously, nitrogen production is uninterrupted, and gas quality is stable.

Nitrogen makes up 78% of air; the system separates nitrogen from oxygen and other gases to produce high-purity nitrogen suitable for sensitive applications. All generators are equipped with purity level monitoring sensors and automatic control infrastructure. The system is built with an automatic control system that will not store nitrogen gas in the tank until it reaches the target purity value after precise real-time measurement with a zirconium sensor. This ensures that the purity of the produced gas is always under control.

OPERATING PRINCIPLE

The system operates alternately with two CMS tanks. While one tower fed with compressed air adsorbs oxygen, the other is in the regeneration cycle. The process is managed by automatic control and is equipped with long-life CMS suitable for millions of cycles. The produced nitrogen is delivered at an adjustable distribution pressure between 4–8 bar(g) (Optional: Up to 300 Bar with booster).

Advantages

- 95% – 99.9999% purity range (1 ppm O₂ grade 6.0)
- Minimum Air Consumption Maximum Nitrogen Production with the Lowest Air Gas Ratio in Its Class
- Solutions up to 0.5 – 10000 Nm³/hour capacity
- Continuous, 24/7 operation principle
- Uninterrupted production with dual-tower PSA technology
- Maximum efficiency with low compressed air consumption
- Low operating and maintenance costs
- Live monitoring and recording via touchscreen
- Automatic purity control (Zirconium Dioxide sensor)
- Remote data access and SCADA integration via Modbus TCP/IP
- Industry 4.0 compatible control system
- Remote control and monitoring on demand (optional online access)
- Fast commissioning (nominal purity in 10 minutes)
- Expandable modular design
- Eco-friendly solution that reduces carbon footprint
- Eliminates tubes or liquid nitrogen filter.

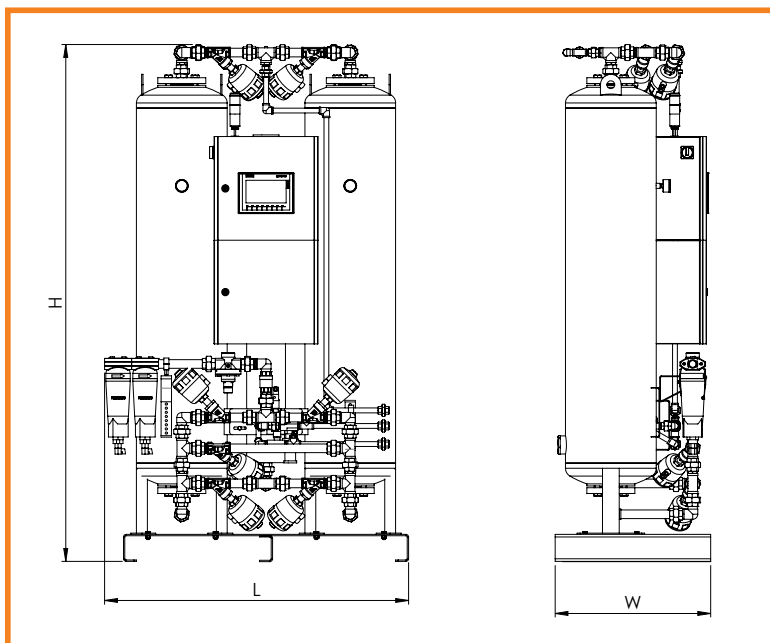
Application Areas

- **Food and Beverage** – Extends shelf life with MAP (Modified Atmosphere Packaging)
- **Electronics Manufacturing**
Use of pure nitrogen in soldering and reflow furnaces
- **Pharmacy & Laboratories**
Provides an oxygen-free and inert environment
- **Chemical and Industrial Processes**
Inerting, discharging, and filling processes
- **Laser Cutting**
Clean cuts on stainless steel and sensitive materials



Technical Specifications

Model	Dimensions "mm"			Weight Kg	Air Intake Connections (BSP Thread Size)	Electrical Power
	Length	Width	Height			
NT-01	610	540	1170	95	1/2"	110-230 V AC 50-60 Hz 150 W
NT-02	610	650	1310	165	1/2"	110-230 V AC 50-60 Hz 150 W
NT-03	610	650	1720	235	1/2"	110-230 V AC 50-60 Hz 150 W
NT-04	910	680	1640	266	1/2"	110-230 V AC 50-60 Hz 150 W
NT-05	910	680	1760	300	3/4"	110-230 V AC 50-60 Hz 150 W
NT-06	1100	600	1800	400	1"	110-230 V AC 50-60 Hz 150 W
NT-07	1200	650	2000	500	1"	110-230 V AC 50-60 Hz 150 W
NT-08	1300	700	1960	609	1"	110-230 V AC 50-60 Hz 150 W
NT-09	1300	700	2150	700	1 1/2"	110-230 V AC 50-60 Hz 150 W
NT-10	1350	700	2100	800	1 1/2"	110-230 V AC 50-60 Hz 150 W
NT-11	1450	750	2000	900	1 1/2"	110-230 V AC 50-60 Hz 150 W
NT-12	1450	750	2200	1100	1 1/2"	110-230 V AC 50-60 Hz 150 W
NT-13	1580	880	2100	1350	1 1/2"	110-230 V AC 50-60 Hz 150 W
NT-14	1450	830	2250	1600	1 1/2"	110-230 V AC 50-60 Hz 150 W
NT-15	1600	1230	2360	2000	2"	110-230 V AC 50-60 Hz 150 W
NT-16	2000	1100	2400	2300	2"	110-230 V AC 50-60 Hz 150 W
NT-17	2000	1420	2440	2800	2"	110-230 V AC 50-60 Hz 150 W
NT-18	2200	1500	2500	3400	2 1/2"	110-230 V AC 50-60 Hz 150 W
NT-19	1600	2000	2360	4200	2 1/2"	110-230 V AC 50-60 Hz 150 W
NT-20	2000	2100	2270	4800	3"	110-230 V AC 50-60 Hz 150 W
NT-21	2000	2400	2310	5500	3"	110-230 V AC 50-60 Hz 150 W
NT-22	2000	2400	2440	6000	3"	110-230 V AC 50-60 Hz 150 W
NT-23	2230	2450	2520	7000	3"	110-230 V AC 50-60 Hz 150 W



Flexible Solutions for Your Industry

NITROXTEC's engineering team offers integrated solutions by customizing systems tailored to your specific industry's needs, including flow, pressure, and purity. This ensures uninterrupted, efficient, and reliable nitrogen supply throughout your production process.

Nitrogen Production (Nm³/Hour)

Model	%95	%96	%97	%98	%99	%99.5	%99.9	%99.95	%99.99	%99.995	%99.999	%99.9995	%99.9999
NT-01	10.00	8.90	7.90	6.90	5.25	4.25	2.95	2.50	2.00	1.45	01.05	0.95	0.65
NT-02	19.75	17.75	15.75	13.75	10.50	8.50	5.90	5.00	4.00	2.90	2.15	1.90	1.25
NT-03	39.50	35.50	32.00	27.50	21.00	17.00	11.75	10.00	8.00	5.75	4.40	3.75	2.65
NT-04	59.25	53.25	47.25	41.25	31.50	25.50	17.65	15.00	12.00	8.65	6.40	5.65	4.00
NT-05	79.00	71.00	63.00	55.00	42.00	34.00	23.50	20.00	16.00	11.50	8.50	7.50	5.65
NT-06	98.75	88.75	78.75	68.75	52.50	42.50	29.40	25.00	20.00	14.40	10.65	9.40	7.50
NT-07	138.25	124.25	110.75	96.25	73.50	59.50	41.15	35.00	28.00	20.25	15.00	13.15	10.15
NT-08	177.65	159.75	142.75	123.75	94.50	76.50	52.90	45.00	36.00	25.90	20.00	16.90	13.75
NT-09	217.15	195.25	174.75	151.25	115.50	93.50	64.65	55.00	44.00	31.65	25.00	20.65	16.25
NT-10	256.50	230.75	206.75	178.75	136.75	110.50	76.40	65.00	52.00	37.40	30.00	24.40	18.75
NT-11	295.90	266.25	238.75	206.25	157.75	127.50	88.00	75.00	60.00	43.15	35.00	28.15	22.50
NT-12	335.25	303.00	270.75	233.75	178.75	144.50	99.25	85.00	68.00	48.90	40.00	31.90	26.25
NT-13	434.00	390.50	349.50	302.50	231.25	187.00	128.65	110.00	88.00	63.25	50.65	41.25	33.75
NT-14	572.25	514.75	460.25	398.75	304.75	246.50	169.75	145.00	116.00	77.65	65.65	54.40	43.75
NT-15	749.90	674.50	603.00	522.50	399.25	323.00	222.65	190.00	152.00	103.50	85.65	71.25	56.25
NT-16	927.65	834.25	745.75	646.25	493.75	399.50	275.50	235.00	188.00	129.40	105.65	88.15	68.75
NT-17	1105.15	994.00	888.50	770.00	588.25	476.00	328.40	280.00	224.00	155.25	125.65	105.00	80.00
NT-18	1282.75	1153.75	1031.25	893.75	682.75	552.50	381.25	325.00	260.00	181.15	145.65	121.90	92.50
NT-19	1460.40	1313.50	1174.00	1017.50	777.25	628.75	434.15	370.00	296.00	207.00	165.65	138.75	105.00
NT-20	1677.50	1508.75	1348.75	1168.75	892.75	722.50	498.75	425.00	340.00	238.40	190.65	159.40	120.00
NT-21	1934.00	1739.50	1555.50	1375.00	1029.50	830.50	586.75	490.00	392.00	281.75	225.65	187.50	141.25
NT-22	2250.00	2000.00	1762.25	1581.25	1166.25	943.50	674.75	555.00	444.00	324.90	260.65	215.65	161.25
NT-23	2625.00	2250.00	1969.00	1787.50	1303.00	1054.00	762.75	620.00	496.00	368.00	295.65	243.15	181.25

Pressurised Air Inlet 7 Bar G													
Purity	95%	96%	97%	98%	99%	99.5%	99.9%	99.95%	99.99%	99.995%	99.999%	99.9995%	99.9999%
O ₂	5%	4%	3%	2%	1%	0.5%	1000ppm	500ppm	100ppm	50ppm	10ppm	5ppm	1ppm
Air/Gas Ratio	1.8	2	2.1	2.3	2.5	2.6	3.2	3.5	3.9	4.5	5.2	7.5	8.5
Ambient Temperature +25°C							Inlet Air Dew Point +3°C						

Air Inlet Temperature Correction Factors										
5 °C	10 °C	15 °C	20 °C	25 °C	30 °C	35 °C	40 °C	45 °C	50 °C	
0.85	1.03	1.02	1	1	0.93	0.87	0.72	0.6	0.52	

Inlet Pressure Air Correction Factors						
5 BAR	6 BAR	7 BAR	8 BAR	9 BAR	10 BAR	11 BAR
0.78	0.91	1	01.05	1.13	1.19	1.22



Hardware Features and Options

Component	Brand / Model	Explanation	IP Protection Class
Touch Control Panel	SIMATIC HMI MTP 7"/4"	7"/4" widescreen TFT panel, touch-screen operation	Front: IP65 Rear: IP20
Oxygen Sensor	NTRON SENZTX TX-100	Zirconium technology, long-life O ₂ sensor	IP66
Piping and Fittings	304 Stainless Steel	All fittings are made of stainless steel (AISI 304).	–
Piston Valve	SMC SS316L	316L stainless steel with threaded connections, long-lasting	IP67
Pneumatic Components	FESTO or SMC	Solenoid valves, FRL units, pipes and connections	IP65
Flowmeter (Optional)	SMC	Flow measurement module with digital display and integrated sensor	IP65
Dew Point Meter (Optional)	SUTO	Provides humidity and temperature measurements in accordance with ISO 8573-1/2/3	ISO 8573-1/2/3
Nitrogen Purity Control Valve	FESTO or SMC	Delivers pure nitrogen to the line, discharges or recycles low purity	IP65

Nitrogen Generator Inlet Air Technical Specifications	
Maximum Working Pressure	10 bar (g)
Working Temperature	5-45°C
Minimum Inlet Pressure	4,5 bar (g)
Maximum Dew Point	+3°C
ISO Standard For Air Quality	ISO 8573.1:2010.2.4.1

Feature	Explanation
95% – 99.9999% Purity Value	Provides safe and consistent nitrogen levels for a wide range of industrial applications.
Wide Capacity Range (0.5 – 10000 Nm ³ /hour)	It offers tailored solutions from small workshops to large-scale industrial facilities.
Fully Automatic Operation	Automatic start/stop function ensures efficient nitrogen usage and 24/7 availability.
Touch Control Panel	It provides operational transparency through live monitoring, data logging and user-friendly interface.
Remote Access & Modbus TCP/IP	It offers online monitoring and system integration options with SCADA or PLC.
ISO 8573-1:2010 Class 2.4.1 Compliance	Provides high quality supply air for stable and efficient PSA operation.
Maintenance-Free Exhaust System	Long-lasting European-made valves and exhaust components minimize maintenance needs.
Optional VPSA & Cryogenic Systems	Offers extended configurations for higher purity or large-scale applications.
Panel Protection Class	IP55 class external protection panel
Low Air Consumption / High Efficiency	Low air consumption with CMS technology
Compressor Compatibility	High flow rate with small capacity compressors
Stainless Piping & Filter	AISI 304 stainless steel lines & filters
Piston Pneumatic Valves	Long-lasting, leak-proof piston valve system



Nitrogen Generator Installation Diagram

8 Bar Nitrogen Generator Installation Diagram



40 Bar Nitrogen Generator Installation Diagram



230 Bar Nitrogen Generator Installation Diagram



MEMBRANE NITROGEN GENERATORS

Why Choose NITROXTEC Membrane Nitrogen Generators?

1. High-Efficiency Separation

Thanks to patented membrane technology, a constant nitrogen purity of 90% to 99.5% is achieved with minimal energy consumption.

2. Instant Start-Up

Nitrogen production can be achieved at any time, without preheating or cycle delays.

3. Energy Savings

Optimized membranes reduce compressed air consumption by 30% compared to competing systems.

4. No Chemicals or Adsorbents

An environmentally friendly process that produces no consumables or hazardous waste.

5. Compact and Modular Design

Space-saving with horizontal or vertical installation options.

6. Durability

Made of stainless steel or aluminum for use in harsh environments.

7. Quiet Operation

Ideal for noise-sensitive areas such as laboratories and hospitals.

8. Low Operating Costs

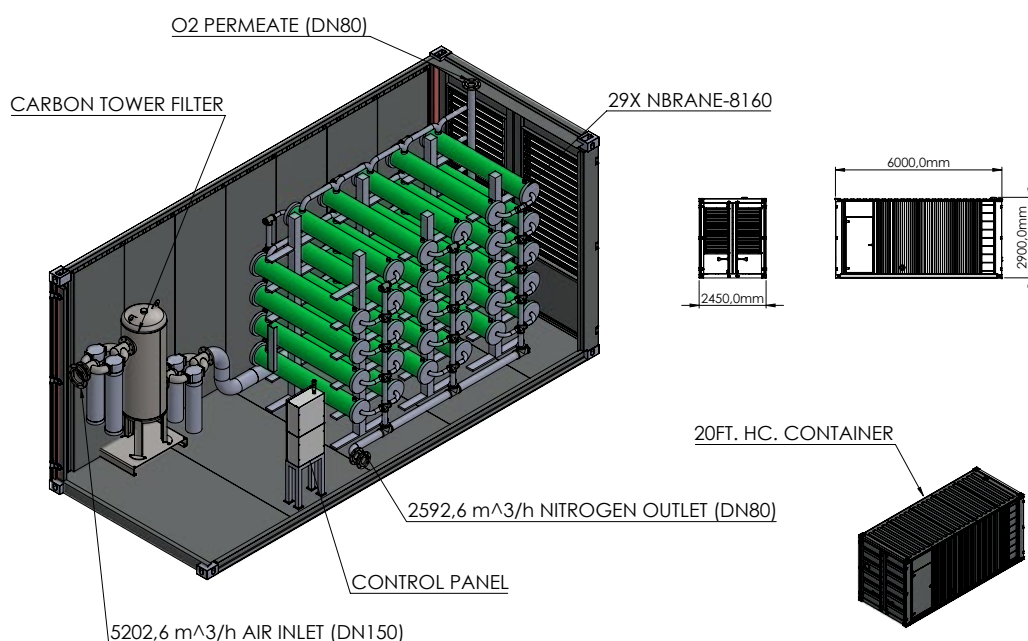
Provides savings of up to 50% compared to liquid nitrogen and PSA systems.

9. Custom Solutions

Custom system designs are available for small-scale laboratories to large industrial facilities.

10. Global Support

24/7 technical support and maintenance programs are available.

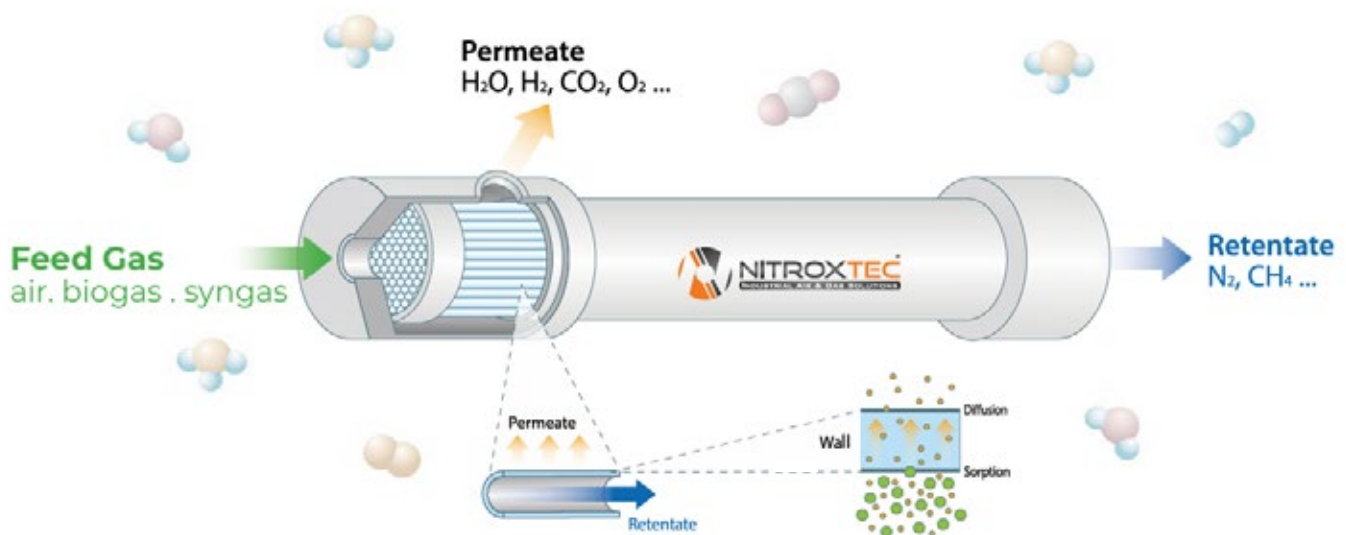


NITROXTEC MEMBRANE NITROGEN GENERATORS: ON-DEMAND, HIGH-PURITY INDUSTRIAL GAS

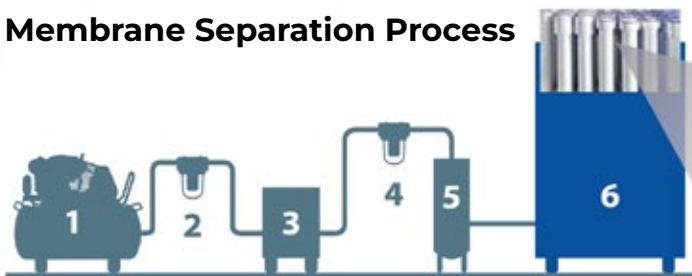
NITROXTEC Membrane Nitrogen Generators are an economical, energy-efficient and maintenance-free solution for on-site nitrogen production.

Membrane Separation Principle

NITROXTEC MEMBRANE NITROGEN GENERATORS



Membrane Separation Process



1. Compressor
2. Liquid Separator
3. Dryer
4. Coalescing Filter
5. Activated Carbon Filter
6. Membrane Module



Technical Specifications

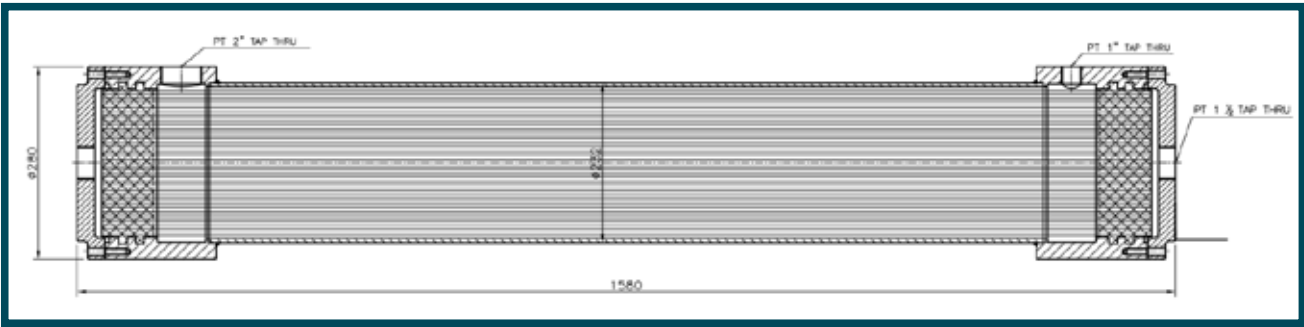
Model	Flow rate (Nm ³ /hour)	Purity (%)	Maximum Pressure (bar)	Connection	Dimensions (L×W×H, mm)
NBRANE-50	50	95–99.5	10	1/2" FNPT	600×400×500
NBRANE-200	200	95–99.5	10	1" FNPT	800×500×600
NBRANE-1000	1000	95–99.5	16	2" Flange	1200×800×1000
Customizable	up to 5000	Customizable	up to 25	Customizable	Customizable

Technology Comparison

Method	Membrane (NITROXTEC)	PSA (NITROXTEC)	Cryogenic
Purity	90–99.5%	95–99.9999%	99.999%+
Energy Consumption	Low	Middle	High
Area Covered	Small	Middle	Large
Maintenance	Low	Middle	High
The Most Suitable	Medium purity, mobile needs	High purity	Ultra-high purity

NO MORE WAITING

INSTANT NITROGEN, MINIMUM CONSUMPTION



APPLICATION AREAS

- **Food and Beverage:**
Modified Atmosphere Packaging (MAP), covering and product protection.
 - **Electronics:**
Soldering, 3D printing and semiconductor manufacturing.
 - **Pharmaceutical Industry:**
Covering, cleaning and inert gas applications for pharmaceutical safety.
- **Oil and Gas:**
Pipeline cleaning, LNG storage and explosion prevention.
 - **Laser Cutting:**
Higher cutting precision in oxygen-free environments.

CONTAINER TYPE NITROGEN GENERATION SYSTEM



CONTAINER NITROGEN GENERATION SYSTEMS

NITROXTEC Container-Type Nitrogen Generators are complete plug-and-start systems housed in weather-resistant ISO standard shipping containers (10', 20', or 40'). Using PSA technology, they produce nitrogen with purity up to 99.9999% and can be operational in simple steps. All you need to do is connect power and pipelines to start producing nitrogen on-site, eliminating dependence on external suppliers.

Produce High Purity Nitrogen, Anywhere, Anytime and Instantly.

Each system includes a screw air compressor, air dryer, filtration group, PSA unit, CMS media, and buffer tank—all integrated within an IP65-rated enclosure. Using Pressure Swing Adsorption (PSA) technology, the system separates oxygen and other gases from ambient air to produce high-purity nitrogen ranging from 95% to 99.9999% (1 ppm O₂).

The system features a fully automatic PLC control panel with touchscreen interface and Modbus TCP/IP SCADA integration. Optional climate control (heating/air conditioning) enables stable operation from -10°C to +50°C, while remote access and advanced monitoring features allow efficient management both on-site and remotely.

OPERATING PRINCIPLE

The system, which works on the PSA principle, adsorbs the oxygen in the compressed air through a carbon molecular sieve (CMS), while nitrogen gas is released. All equipment in the container works in an integrated manner; the system can be commissioned quickly with just a power connection. Production can be customized according to the desired capacity and pressure.

Nitrogen Systems With Container

%99.9999

Produce Pure Nitrogen Gas!



Advantages

- Nitrogen production with 95% to 99.9999% purity (1 ppm O₂ grade 6.0)
- Adjustable output pressure between 7 and 10 bar
- Entire system in a single cabinet – compressor, dryer, filter, PSA, and tank
- IP65 outdoor protection, insulated, and robust construction
- Climate control with optional air conditioner or heater
- Instant start-up with electrical connection no field installation required
- User-friendly interface with touchscreen HMI
- Fully automatic control system with minimal operator requirements
- Easy integration with SCADA systems (Modbus TCP/IP)
- Optional remote monitoring and management (HUBBOX supported)
- Low-maintenance and long-lasting CMS adsorbents
- Generate your own nitrogen without needing an external gas supply
- Ideal mobile solution for construction sites, temporary facilities, and remote industrial sites

Applications

• Construction and Remote Industrial Sites

Reliable nitrogen source without external supply chain dependency

• Food Packaging and Processing

High-purity nitrogen for modified atmosphere packaging

• Laser Cutting and Metalworking

Constant nitrogen flow for cutting operations up to 300 bar (with booster)

• Electronics and Semiconductor

Inert gas atmosphere for SMT lines and PCB manufacturing

• Oil and Gas/Petrochemical Plants

On-site nitrogen for blanketing, purging, and safety applications

• Gas Cylinder Filling Stations

Mobile filling unit for industrial-grade nitrogen dispensing



SUSTAINABLE HIGH PERFORMANCE

NITROXTEC Containerized Nitrogen Generation Systems are designed for performance, portability, and precision.

They offer industrial sectors the ability to generate their own nitrogen gas whenever and wherever they need it.



Technical Specifications

Feature	Explanation
Nitrogen Purity	%95 – %99,9999 (1 ppm O ₂ grade 6.0)
Capacity Range	Customizable upon request
Outlet Pressure	7 – 10 bar adjustable (Optional: Up to 300 Bar with booster).
Air Quality Standard	ISO 8573-1:2010 Class 2.4.1
Protection Class	IP65 – insulated outer cabinet
Control Panel	Fully automatic system with touch screen
Remote Monitoring (Option)	HUBBOX – 2FA supported with encrypted access
Energy Supply	Adjustable according to customer demand
Air Conditioning (Option)	Heating and/or cooling system can be integrated

DEOXY NITROGEN PURIFICATION UNITS



Take Your Own Nitrogen to Ultra Purity

Elevate Your Nitrogen to Ultra-Purity. The NITROXTEC Deoxy Purification Unit boosts the 99.9% pure nitrogen from your PSA generator to 99.9999% (1 ppm O₂) to deliver ultra-high purity, dry, and oxygen-free nitrogen. With its compact structure, low energy consumption, and intelligent automation system, it provides safe, economical, and uninterrupted gas supply for your processes.

NITROXTEC Deoxy systems purify nitrogen gas from PSA generators through a special catalytic reaction and achieve ultra-high purity. In this process, nitrogen gas is mixed with a precise amount of hydrogen, and the oxygen molecules within it are converted into water with the help of a palladium-coated alumina catalyst. The water vapor generated is completely removed in the integrated desiccant dryer, resulting in dry, ultra-pure nitrogen gas at 1 ppm O₂ at the outlet.

The automatic control system optimizes hydrogen consumption while ensuring production continuity and maximum efficiency. It can be easily integrated into existing NITROXTEC or other brands of PSA generator systems.

OPERATING PRINCIPLE

The deoxy device increases the purity of the existing nitrogen gas with a purity of 99.9% from the PSA generator by mixing it with a precise amount of hydrogen in the Deoxy Unit. The gas stream passes through the palladium-coated alumina catalyst bed, where it converts oxygen molecules into water vapor. This moisture is completely removed by passing it through the integrated desiccant dryer. The entire process is controlled by an automated PLC system that manages hydrogen dosing and drying efficiency.

NITROGEN GAS



ADVANTAGES

- 99.9999% ((1 ppm O₂ grade 6.0)) ultra-high purity nitrogen production
- Full drying process with integrated desiccant dryer
- Optimized hydrogen use with intelligent automation system
- Compact and modular design saves space
- Easy integration into existing PSA systems
- Continuous and uninterrupted flow of ultrapure nitrogen
- Low energy consumption and low operating cost
- Full compliance with ISO 8573.1:2010 Class 2.4.1 air quality standard
- Minimal maintenance and high reliability

Ultra-Purity Nitrogen! The Meeting Point of Perfection.

In processes where every ppm counts, ensure reliable nitrogen production with 99.9999% purity using the NITROXTEC Deoxy Purification Unit. Guarantee quality with NITROXTEC wherever industrial precision is required.

Advanced Nitrogen Purification



DEOXY NITROGEN PURIFICATION UNITS



Application Areas

- Semiconductor & Microelectronics Manufacturing – prevents oxidation
- Metal Heat Treatment – provides an inert atmosphere
- Pharmaceutical and Sterile Manufacturing – oxygen-free environment guarantee
- Laser Cutting Stainless Steel prevents discoloration and oxidation
- Modified Atmosphere Packaging (MAP) – preserves freshness and shelf life


Nitrogen Production (Nm³/Hour)

Model	Input Purity 99.5%	Input Purity 99.9%
	%99,999 (5,0) (10 ppm O ₂)	%99,9995 - %99,9999 (5,5 - 6,0) (5-1 ppm O ₂)
Deoxy 01	3.4	2.35
Deoxy 02	6.8	4.7
Deoxy 03	13.6	9.4
Deoxy 04	20.4	14.1
Deoxy 05	27.2	18.8
Deoxy 06	34	23.5
Deoxy 07	47.6	32.9
Deoxy 08	61.2	42.3
Deoxy 09	74.8	51.7
Deoxy 10	88.4	61.1
Deoxy 11	102	70.4
Deoxy 12	115.6	79.4
Deoxy 13	149.6	102.9
Deoxy 14	197.2	135.8
Deoxy 15	258.4	178.1
Deoxy 16	319.6	220.4
Deoxy 17	380.8	262.7
Deoxy 18	442	305
Deoxy 19	503	347.3
Deoxy 20	578	399
Deoxy 21	664.4	469.4
Deoxy 22	754.8	539.8
Deoxy 23	843.2	610.2

OXYGEN GENERATORS

INDUSTRY APPLICATIONS

- Medical Applications
- Glass Manufacturing
- Mining
- Metal Industry
- Ozone Industry
- Wastewater Treatment
- Fish Farming
- Stone Wool – Glass Wool Industry



MODULAR OXYGEN GENERATORS

Modular Structure, Uninterrupted Oxygen Power.

NITROXTEC Modular Oxygen Generators enable on-site oxygen production at **90–95%** purity with their energy-efficient compact design and advanced PSA technology. They eliminate dependence on bottled or liquid oxygen supply. With easy installation, low maintenance requirements, and expandable modular structure, they offer sustainable solutions to many sectors.

Modular Oxygen Generators

NITROXTEC's modular PSA oxygen generators produce high-purity oxygen in the 90%–95% range by separating nitrogen from compressed air through zeolite-filled towers. The modular architecture provides ease of assembly, reduces maintenance costs and allows seamless expansion simply add new units when capacity needs increase, without modifying or need to use welding on the existing infrastructure. Fully automatic operating principle, touchscreen user interface, and support for integration into SCADA systems with Modbus TCP/IP protocol. It is designed in accordance with ISO 8573.1:2010 Class 2.4.1 air quality standard and is safely used in many areas such as industrial, medical, environmental, and aquaculture.



OPERATING PRINCIPLE

The system operating with PSA technology directs compressed air to a dual-tower structure filled with zeolite. The zeolite material holds nitrogen molecules while allowing oxygen to pass through. The towers operate alternately, providing continuous oxygen production. Each module can operate independently; it is expandable according to capacity needs. Due to its intelligent control system, oxygen production is automatically optimized according to demand.

Advantages

- High-efficiency oxygen production at 90 – 95% purity
- Modular capacity in the range of 0.5 – 385 Nm³/hour
- Compact design that maximizes floor space
- Weld-free design – no weld testing required
- 24/7 uninterrupted and reliable oxygen flow
- Low energy consumption and operating cost
- Fully automatic start/stop feature
- Touchscreen control panel – live monitoring and data recording
- Easy integration into factory automation with Modbus TCP/IP
- Remote access and control capability (optional)
- European-origin long-life valve and exhaust system
- ISO 8573.1:2010 Class 2.4.1 air quality compliance

Efficient, Modular, and Easy-to-Maintain Oxygen Production On Site.

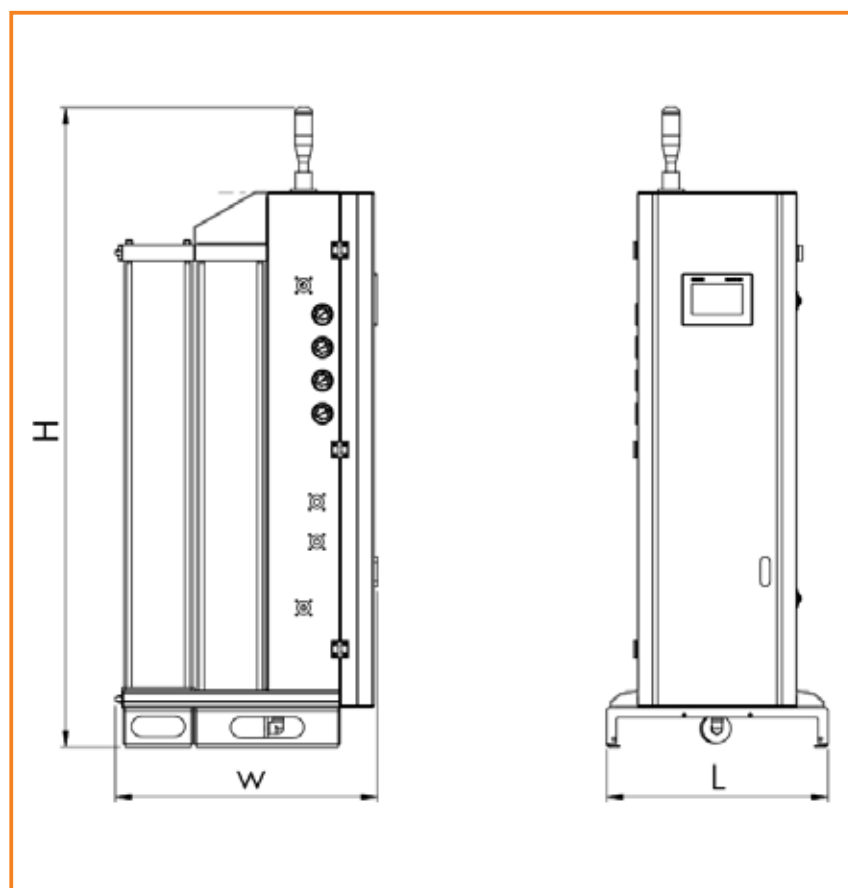
NITROXTEC Modular Oxygen Generators are a long-lasting, low-cost, and flexible oxygen production solution with their design that does not require weld testing and intelligent automation features. As your production needs grow, your system can grow too.



Technical Specifications

Model	Dimensions "mm"			Weight Kg	Air Intake Connections (BSP Thread Size)	Electric Power
	Length	Width	Height			
MNOX - 01	450	405	1120	110	1/2"	110-230 V AC 50-60 Hz 150 W
MNOX - 02	450	560	1520	200	1/2"	110-230 V AC 50-60 Hz 150 W
MNOX - 03	450	715	1520	208	1/2"	110-230 V AC 50-60 Hz 150 W
MNOX - 04	450	870	1520	259	3/4"	110-230 V AC 50-60 Hz 150 W
MNOX - 05	670	790	1750	289	1"	110-230 V AC 50-60 Hz 150 W
MNOX - 06	670	1010	1750	330	1"	110-230 V AC 50-60 Hz 150 W
MNOX - 07	670	1230	1750	400	1"	110-230 V AC 50-60 Hz 150 W
MNOX - 08	670	1450	1750	470	1"	110-230 V AC 50-60 Hz 150 W
MNOX - 09	670	1670	1750	540	1 1/2"	110-230 V AC 50-60 Hz 150 W
MNOX - 10	670	1890	1750	620	1 1/2"	110-230 V AC 50-60 Hz 150 W
MNOX - 11	670	2110	1750	700	1 1/2"	110-230 V AC 50-60 Hz 150 W

HIGH PURITY Zero Supply Chain Risk



Oxygen Generators

PSA technology is used to separate oxygen gas from compressed air. Thanks to PSA technology, it enables the production of oxygen gas with a purity range of 90% – 95% at capacities of 0.5 – 385 Nm³/h. Instead of buying an oxygen cylinder, why not produce oxygen gas on-site at low cost? Nitroplace oxygen generators have the modern technology needed to produce oxygen gas. Our Nitroplace oxygen generators are a reliable, sustainable, and cost-effective source of oxygen gas thanks to modern PSA technology.

Oxygen Production (Nm³/Hour)

Model	%90	%93	%95
MNOX - 01	0.6	0.6	0.5
MNOX - 02	1.2	1.1	1.0
MNOX - 03	2.4	2.3	2.0
MNOX - 04	3.6	3.4	3.0
MNOX - 05	7.0	6.0	5.0
MNOX - 06	8.9	8.1	7.1
MNOX - 07	10.0	9.0	8.0
MNOX - 08	12.0	11.0	10.0
MNOX - 09	14.5	13.2	12.0
MNOX - 10	16.0	14.0	13.0
MNOX - 11	18.8	16.8	15.5

Compressed Air Inlet 7 Bar G

Purity	90%	93%	95%
Air/Gas Ratio	9	10	11

Air Inlet Temperature Correction Factors

5 °C	10 °C	15 °C	20 °C	25 °C	30 °C	35 °C	40 °C
0.95	1.03	1.02	1	1	0.92	0.81	0.7

Inlet Pressure Air Correction Factors

4 BAR	5 BAR	6 BAR	7 BAR
0.75	0.9	1	1



System Features

Feature	Explanation
90%–95% Purity Value	Provides a safe and consistent oxygen level for a wide range of industrial and medical applications.
Wide Capacity Range (0.5 – 385 Nm ³ /hour)	Offers customized solutions from small laboratories to large-scale industrial facilities.
Fully Automatic Operation	The automatic start/stop function ensures efficient oxygen usage and 24/7 availability.
Touchscreen Control Panel	Live monitoring, data recording, and a user-friendly interface ensure operational transparency.
Remote Access & Modbus TCP/IP	Offers online monitoring and system integration options with SCADA or PLC.
ISO 8573–1:2010 Class 2.4.1 Compliance	Provides high-quality feed air for stable and efficient PSA operation.
Maintenance-Free Exhaust System	Long-lasting European-made valves and exhaust components minimize maintenance needs.
Optional VPSA & Cryogenic Systems	Offers extended configurations for higher purity or large-scale applications.
Panel Protection Class	IP55 class outdoor protection panel
Low Air Consumption / High Efficiency	Low air consumption with Zeolite technology
Compressor Compatibility	High flow rate with small capacity compressors
Stainless Steel Piping & Filter	AISI 304 stainless steel lines & filters
Piston Pneumatic Valves	Long-lasting, leak-proof piston valve system
Weldless Design	No weld testing required.

Technical Specifications

Component	Brand / Model	Explanation	IP Protection Class
Touchscreen Control Panel	SIMATIC HMI MTP 7"/4"	7"/4" wide-screen TFT panel, touchscreen operation	Front: IP65 Rear: IP20
Oxygen Sensor	NTRON SENZTX TX-100	Touchscreen operation	IP66
Piping and Connection Elements	304 Stainless Steel	All connecting parts are made of stainless steel (AISI 304)	–
Elements	SMC SS316L	Gear-connected 316L stainless steel, long-lasting	IP67
Pneumatic Components	FESTO or SMC	Solenoid valves, FRL units, pipes and fittings	IP65
Flowmeter (Optional)	SMC	Digital display, integrated sensor flow measurement module	IP65
Dew Point Measurer (Optional)	SUTO	Compliant with ISO 8573-1/2/3, provides humidity and temperature measurement	ISO 8573-1/2/3

OXYGEN GENERATORS



Produce Your Own Oxygen, Reduce Your Costs.

NITROXTEC Oxygen Generators provide on-site oxygen production at 90–95% purity using compressed air. With PSA technology, these systems eliminate external dependence, decrease operating costs, and guarantee uninterrupted oxygen supply. With wide capacity options and fully automatic operation, they offer a reliable and sustainable solution for modern production facilities.

NITROXTEC Twin Tower PSA Oxygen Generators produce oxygen in the 90% – 95% purity range with a cyclic operating principle. The system consists of two tanks filled with zeolite, one performing adsorption while the other is in regeneration. This ensures uninterrupted production. The capacity range is between 0.5 and 385 Nm³/hour, with an adaptable structure from small laboratories to large industrial facilities.

All generators are designed in accordance with ISO 8573.1:2010 Class 2.4.1 air quality standard and equipped with European-origin long-life valve/exhaust systems. It offers a user-friendly interface with a touchscreen control panel; the system also has Modbus TCP/IP support for remote access and SCADA integration.

OPERATING PRINCIPLE

The system compresses ambient air and directs it to two zeolite-filled towers. The zeolite material holds nitrogen molecules while allowing oxygen gas to pass freely and collect in the product line. The towers operate sequentially; one performs adsorption while the other is in the regeneration cycle. Oxygen purity is instantly controlled by the PSA process, and the system automatically activates and deactivates according to demand. This ensures efficient and stable production with low energy consumption.



Advantages

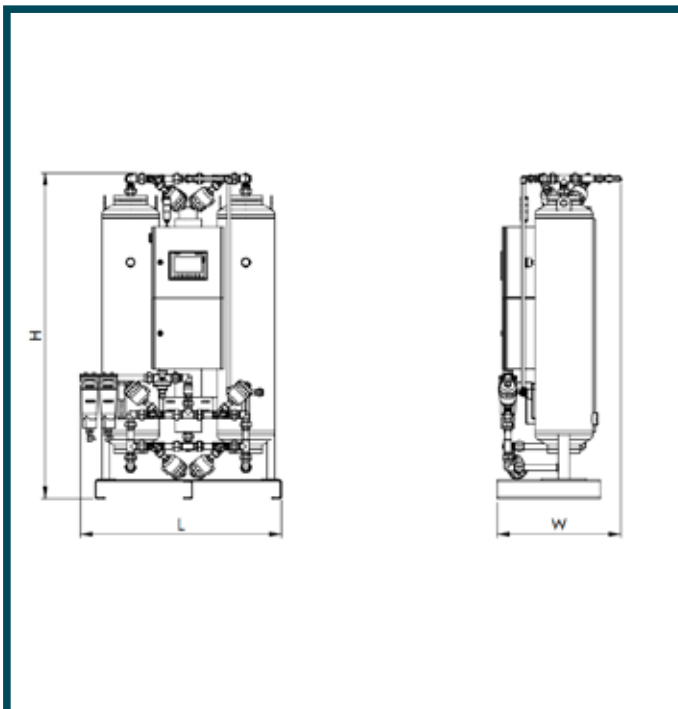
- 90% – 95% oxygen purity
- 0.5 – 385 Nm³/hour capacity range
- Fully automatic operation energy savings with start/stop feature
- Touchscreen – live monitoring, data recording, and user-friendly interface
- SCADA/PLC integration with Modbus TCP/IP protocol
- Remote monitoring and control support (optional online access)
- Full compliance with ISO 8573.1:2010 Class 2.4.1 air quality standard
- Maintenance-free exhaust system and long-life valve group
- Expandable structure with VPSA and cryogenic system alternatives
- 24/7 continuous and reliable oxygen supply

Custom Oxygen Solutions for Your Business

NITROXTEC oxygen generators can be customized to meet the specific needs of your facility. Whether your goal is energy savings or uninterrupted oxygen supply, our engineering team is here to support you with reliable and efficient system solutions tailored to your requirements.

Technical Specifications

Model	Dimensions "mm"				Air Inlet Connections (BSP Thread Size)	Electric Power
	Length	Width	Height			
Oxytech - 01	610	540	1170	85	1/2"	110-230 V AC 50-60 Hz 150 W
Oxytech - 02	610	540	1310	140	1/2"	110-230 V AC 50-60 Hz 150 W
Oxytech - 03	610	540	1720	200	1/2"	110-230 V AC 50-60 Hz 150 W
Oxytech - 04	780	550	1640	220	1/2"	110-230 V AC 50-60 Hz 150 W
Oxytech - 05	830	550	1770	300	1/2"	110-230 V AC 50-60 Hz 150 W
Oxytech - 06	1100	600	1800	400	1/2"	110-230 V AC 50-60 Hz 150 W
Oxytech - 07	1200	650	2000	500	3/4"	110-230 V AC 50-60 Hz 150 W
Oxytech - 08	1300	700	1960	609	1"	110-230 V AC 50-60 Hz 150 W
Oxytech - 09	1300	700	2150	700	1"	110-230 V AC 50-60 Hz 150 W
Oxytech - 10	1350	700	2100	800	1"	110-230 V AC 50-60 Hz 150 W
Oxytech - 11	1450	750	2000	900	1"	110-230 V AC 50-60 Hz 150 W
Oxytech - 12	1450	750	2200	1100	1"	110-230 V AC 50-60 Hz 150 W
Oxytech - 13	1580	880	2100	1350	1"	110-230 V AC 50-60 Hz 150 W
Oxytech - 14	1450	830	2250	1600	1 1/2"	110-230 V AC 50-60 Hz 150 W
Oxytech - 15	1600	1230	2360	2000	1 1/2"	110-230 V AC 50-60 Hz 150 W
Oxytech - 16	2000	1100	2400	2300	1 1/2"	110-230 V AC 50-60 Hz 150 W
Oxytech - 17	2000	1420	2440	2400	2"	110-230 V AC 50-60 Hz 150 W
Oxytech - 18	2200	1500	2500	3400	2"	110-230 V AC 50-60 Hz 150 W
Oxytech - 19	1600	2000	2360	4200	2"	110-230 V AC 50-60 Hz 150 W
Oxytech - 20	2000	2100	2270	4800	3"	110-230 V AC 50-60 Hz 150 W
Oxytech - 21	2000	2400	2310	5500	3"	110-230 V AC 50-60 Hz 150 W
Oxytech - 22	2000	2400	2440	6000	3"	110-230 V AC 50-60 Hz 150 W
Oxytech - 23	2230	2450	2520	7000	3"	110-230 V AC 50-60 Hz 150 W
Oxytech - 24	2200	3300	2400	10000	DN 100	110-230 V AC 50-60 Hz 150 W
Oxytech - 25	2200	4500	2500	12000	DN 100	110-230 V AC 50-60 Hz 150 W
Oxytech - 26	2200	7000	2500	20000	DN 150	110-230 V AC 50-60 Hz 150 W
Ambient Temperature +25°C	Inlet Air Dew Point +3°C					



Oxygen Production (Nm³/Hour)

Model	90%	93%	95%
Oxytech - 01	0.70	0.60	0.50
Oxytech - 02	1.20	1.10	1.00
Oxytech - 03	2.40	2.30	2.00
Oxytech - 04	3.60	3.40	3.00
Oxytech - 05	7.00	6.00	5.00
Oxytech - 06	8.90	8.10	7.10
Oxytech - 07	10.00	9.00	8.00
Oxytech - 08	12.00	11.00	10.00
Oxytech - 09	14.50	13.20	12.00
Oxytech - 10	16.00	14.00	13.00
Oxytech - 11	18.80	16.80	15.50
Oxytech - 12	25.00	23.00	21.00
Oxytech - 13	29.00	26.00	24.00
Oxytech - 14	39.00	34.00	30.00
Oxytech - 15	46.00	41.00	35.00
Oxytech - 16	52.00	47.00	42.00
Oxytech - 17	63.00	57.00	50.00
Oxytech - 18	80.00	72.00	65.00
Oxytech - 19	90.00	88.00	72.00
Oxytech - 20	104.00	95.00	87.00
Oxytech - 21	137.00	125.00	107.00
Oxytech - 22	153.00	139.00	127.00
Oxytech - 23	192.00	175.00	160.00
Oxytech - 24	241.00	220.00	200.00
Oxytech - 25	290.00	264.00	240.00
Oxytech - 26	385.00	350.00	320.00

Inlet Pressure Air Correction Factors			
4 BAR	5 BAR	6 BAR	7 BAR
0.75	0.9	1	1

Air Inlet Temperature Correction Factors							
5 °C	10 °C	15 °C	20 °C	25 °C	30 °C	35 °C	40 °C
0.95	1.03	1.02	1	1	0.92	0.81	0.7

Pressurized Air Inlet 7 Bar G			
Purity	90%	93%	95%
Air/Gas Ratio	9	10	11

Hardware and Options

Component	Brand / Model	Explanation	IP Protection Class
Touchscreen Control Panel	SIMATIC HMI MTP 7"/4"	7"/4" wide-screen TFT panel, touchscreen operation	Front: IP65 Rear: IP20
Oxygen Sensor	NTRON SENZTX TX-100	Zirconium technology, long-lasting O ₂ sensor	IP66
Piping and Connection Elements	304 Stainless Steel	All connecting parts are made of stainless steel. (AISI 304)	–
Piston Valve	SMC SS316L	Gear-connected 316L stainless steel, long-lasting	IP67
Pneumatic Components	FESTO or SMC	Solenoid valves, FRL units, pipes, and fittings	IP65
Flowmeter (Optional)	SMC	Digital display, integrated sensor flow measurement module	IP65
Dew Point Meter (Optional)	SUTO	Provides humidity and temperature measurement in accordance with ISO 8573-1/2/3	ISO 8573-1/2/3

Technical Specifications of Oxygen Generator Inlet Air	
Maximum working pressure	10 bar (g)
Operating temperature	5-45°C
Minimum inlet pressure	4,5 bar (g)
Maximum Dew point	+3°C
Air quality ISO standard	ISO 8573.1:2010.2.4.1

System Features

Feature	Explanation
90–95% Oxygen Purity	Provides a safe and consistent oxygen level for a wide range of industrial and medical applications.
Wide Capacity Range (0.5 – 385 Nm ³ /hour)	Offers customized solutions ranging from small laboratories to large-scale industrial facilities.
Fully Automatic Operation	The automatic start/stop function ensures efficient oxygen usage and 24/7 availability.
Touchscreen Control Panel	Live monitoring, data recording, and a user-friendly interface ensure operational transparency.
Remote Access & Modbus TCP/IP	Offers online monitoring and system integration options with SCADA or PLC.
ISO 8573–1:2010 Class 2.4.1 Compliance	Provides high-quality feed air for reliable and efficient PSA operation.
Maintenance-Free Exhaust System	Long-lasting European-made valves and exhaust components minimize maintenance needs.
Optional VPSA & Cryogenic Systems	Offers extended configurations for higher purity or large-scale applications.
Panel Protection Class	IP55 class external protection panel
Low Air Consumption / High Efficiency	Low air consumption with Zeolite technology
Compressor Compatibility	High flow rate with small capacity compressors
Stainless Steel Piping & Filter	AISI 304 stainless steel lines & filters
Piston Pneumatic Valves	Long-lasting, leak-proof piston valve system

Oxygen Generator Installation Diagram

6 Bar Oxygen Generator Installation Diagram



200 Bar Oxygen Generator Installation Diagram



CONTAINER TYPE OXYGEN GENERATION SYSTEM

On-site, Mobile and Uninterrupted Oxygen Production.

NITROXTEC Container-Type Oxygen Generators are complete plug-and-start systems housed in weather-resistant ISO standard shipping containers (10', 20', or 40'). Using PSA technology, they produce 90–95% pure oxygen and can be operational within simple steps. All you need to do is connect power and pipelines to start producing oxygen on-site, eliminating dependence on external suppliers.

Container Type Oxygen Generation Systems

Each system includes a screw air compressor, air dryer, filtration group, oxygen generator, buffer tank, and fully automatic PLC-based touchscreen control—all integrated within an IP65-rated enclosure. Optional climate control enables stable operation from -10°C to +50°C, while advanced monitoring features including remote access, Modbus TCP/IP integration, and data logging allow efficient management both on-site and remotely.



OPERATING PRINCIPLE

The system compresses ambient air and directs it to two zeolite-filled PSA towers. The zeolite molecular sieve holds nitrogen, allowing oxygen to pass through. The towers operate sequentially, maintaining the regeneration and adsorption cycle. The production is continuously monitored with a fully automatic control system, and the system optimizes operation according to demand. As a result, uninterrupted, efficient, and low-cost oxygen production is provided.

Advantages

- Oxygen production at 90 – 95% purity
- Customizable capacity in the range of 1 – 100 Nm³/hour
- Adjustable outlet pressure between 4 – 10 bar
- Fully automatic PLC system and touchscreen HMI interface
- IP65 outdoor protected steel container – insulated structure
- Remote access and control (HUBBOX supported – 2FA secured)
- Integration into SCADA/automation systems with Modbus TCP/IP
- Stable production with high-efficiency zeolite molecular sieve (ZMS)
- CE, PED 2014/68/EU certified safety compliance
- Optional air conditioning/heater option for climate control
- "Plug & Start" – no on-site assembly required, only power connection needed
- Much more economical than bottled or liquid oxygen solutions
- Low energy consumption, minimum maintenance requirement

Technical Specifications

Feature	Explanation
Oxygen Purity	%90 – %95
Capacity Range	Customizable according to requirements
Outlet Pressure	7-10 bar adjustable Optional: Up to 300 Bar with booster).
Air Quality Standard	ISO 8573-1:2010 Class 2.4.1
Protection Class	IP65 – insulated outer casing
Control Panel	Fully automated system with touchscreen
Remote Monitoring (Optional)	HUBBOX – 2FA supported with encrypted access
Power Supply	Adjustable according to customer request
Air Conditioning (Optional)	Heating and/or cooling systems can be integrated

Reliable Oxygen Production Wherever You Need It!

Take oxygen production to the field with NITROXTEC Container-Type Oxygen Production Systems, offering a mobile, integrated, and safe solution. Wherever it's needed, the system is ready.

Industrial Remote Access and Data Acquisition Device

Siemens PLC HMI 7"



Online Mobile Access

Connect to your nitrogen/oxygen generation system remotely via a secure internet connection. our advanced remote access capability enables real-time monitoring, diagnostics, and rapid problem resolution from any location.

Monitor performance parameters, adjust settings, and identify issues quickly—minimizing downtime and maximizing operational efficiency.



Industrial Remote Access and Data Collection Device

With HUBBOX, you can directly access, monitor, and inspect in our nitrogen and oxygen gas generators anytime, anywhere from your PC and mobile. You can collect your production data from nitrogen and oxygen generator systems offline and online, and our technical team can remotely access and inspect nitrogen and oxygen generators wherever they are in the world.

Our products, offering easy and flawless access with WAN, LAN, and WiFi inputs, provide data communication with high-security SSL certificates and the most up-to-date encryption methods (ECDHE-RSA-AES256-GCM-SHA384). It uses Google Authenticator infrastructure for two-step security 2FA when accessing your systems.

MODULAR DESICCANT AIR DRYERS

Modular Structure Uninterrupted Dry Air Low Energy

NITROXTEC Modular Desiccant Air Dryers provide space savings with their compact and weld-free modular design, while delivering ultra-dry air with dew points of -40°C or -70°C for industrial applications. Meeting ISO 8573-1:2010 Class 2 air quality standards, these systems are the ideal solution for facilities requiring continuous and reliable drying performance.

Modular Desiccant Air Dryers

These dryers are equipped with high-efficiency adsorbents such as activated alumina, silica gel, or molecular sieve. The towers automatically perform drying and regeneration operations alternately, ensuring 24/7 uninterrupted air supply.

The weld-free modular structure enables fast installation and low maintenance without requiring weld certification or testing. Energy-efficient operation uses only 10-15% purge air, while the user-friendly electronic control panel reduces total operating costs.



OPERATING PRINCIPLE

Modular Desiccant Dryers operate with dual-tower adsorption technology. Moist compressed air is dried while moisture is held as it passes through the first tower filled with activated alumina or similar adsorbents. At the same time, the other tower enters regeneration with 10–15% dry air (purge air). The process automatically switches between towers with PLC control, providing uninterrupted and dry air. This cycle is optimized to preserve energy efficiency. The system can be adjusted according to need with -40°C or -70°C dew-point configuration customized for the user.

Advantages

- -40 °C or -70 °C dew-point options
- Compact and modular design that does not require welding
- High-efficiency adsorbent media (activated alumina, silica gel, molecular sieve)
- Dual-tower PSA operating principle – uninterrupted drying
- Only 10–15% purge air usage – low operating cost
- Optional dew-point sensor with energy-saving mode
- Electronic control panel – alarm and performance monitoring feature
- Minimal maintenance requirement – low failure risk
- Easily scalable structure according to facility growth
- Full compliance with ISO 8573-1:2010 Class 2 air quality standard

No Weld Test No Moisture No Worries

NITROXTEC Modular Desiccant Air Dryers provide safe, dry, and quality air even in the most challenging working conditions. With their weld-free structure, these systems with easy assembly and low maintenance meet today's needs and adapt to your future expansion plans.



Modular Structure Low Energy Continuous Dry Air

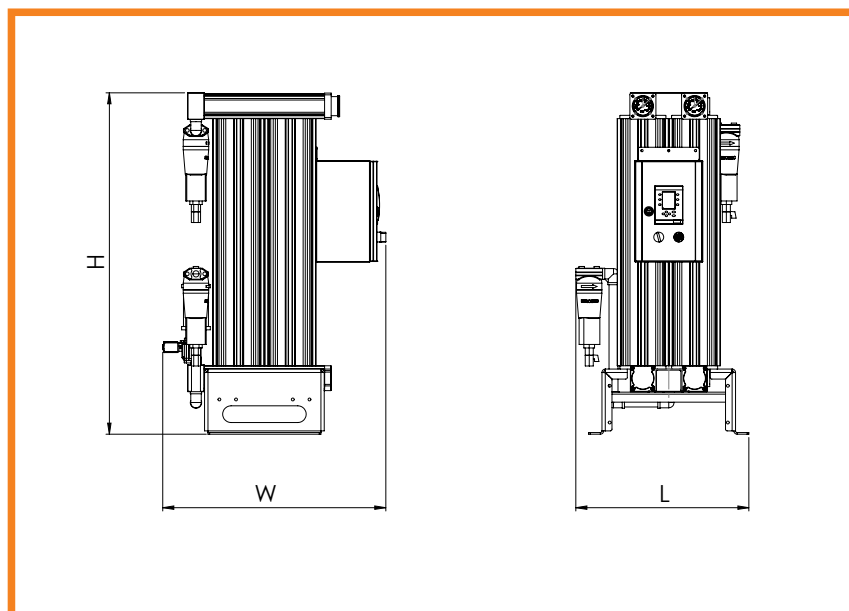
Technical Specifications

Model	Capacity (m ³ /minute)	Capacity (m ³ /hour)	Air Inlet Connection	Dimensions "mm"			Weight Kg	Electric Power
				Length	Width	Height		
MNDD-0.3	0.30	18	1/2"	500	300	360	23	110-230V AC 50-60 Hz 50W
MNDD-0.5	0.52	31	1/2"	500	300	520	28	110-230V AC 50-60 Hz 50W
MNDD-0.8	0,80	48	1/2"	500	300	940	34	110-230V AC 50-60 Hz 50W
MNDD-1	1,00	60	3/4"	500	300	1100	39	110-230V AC 50-60 Hz 50W
MNDD-1.2	1.20	72	1"	500	300	1300	43	110-230V AC 50-60 Hz 50W
MNDD-1.6	1,67	100	1"	500	300	1620	51	110-230V AC 50-60 Hz 50W
MNDD-2	2.17	130	1"	500	450	1100	62	110-230V AC 50-60 Hz 50W
MNDD-2.6	2,67	160	1"	500	450	1340	75	110-230V AC 50-60 Hz 50W
MNDD-3.2	3.20	200	1"	500	450	1620	94	110-230V AC 50-60 Hz 50W
MNDD-4	4.17	250	1 1/2"	500	600	1340	113	110-230V AC 50-60 Hz 50W
MNDD-5	5,00	300	1 1/2"	500	600	1620	132	110-230V AC 50-60 Hz 50W
MNDD-6	6,00	360	1 1/2"	500	750	1500	160	110-230V AC 50-60 Hz 50W
MNDD-7.3	7,33	440	1 1/2"	500	900	1470	189	110-230V AC 50-60 Hz 50W
MNDD-9	9,58	575	1 1/2"	500	1050	1500	223	110-230V AC 50-60 Hz 50W
MNDD-11	11,33	680	2"	500	1200	1550	269	110-230V AC 50-60 Hz 50W

Pressurized Air Inlet Temperature						
Temperature (°C)	25	30	35	40	45	50
Ki	1.00	1.00	1.00	0.96	0.90	0.83

Correction Factors at the Dryer Inlet												
P bar(g)	5	6	7	8	9	10	11	12	13	14	15	16
Kp	0.75	0.88	1.00	1.06	1.12	1.17	1.22	1.27	1.32	1.37	1.41	1.46

Example:				
Working Pressure:	8 bar	-->	Factor	1.06
Pressurized Air Inlet Temperature:	40	-->	Factor	0.96



DRY
CLEAN
SAFE

DESICCANT AIR DRYERS (HEATLESS TYPE)



Dry Air, Clean Production.

NITROXTEC Desiccant Air Dryers safely eliminate moisture from your compressed air system, protecting your process equipment, increasing product quality, and guaranteeing production continuity. Operating with heatless regeneration technology, these systems combine low energy consumption with high performance, offering sustainable solutions for industrial businesses.

NITROXTEC Heatless Type Dryers provide ultra-dry air production at dew point values of -20°C , -40°C , and -70°C with dual-tower adsorption technology. Equipped with adsorbent materials such as high-performance activated alumina, silica gel, or molecular sieve, these systems operate only with compressed air without the need for an external energy source. Due to their wide capacity range, they offer a wide application area from small workshops to large-scale industrial facilities.

The systems are produced in accordance with ISO 8573-1:2010 Class 2 air quality standard; equipped with integrated filtration, discharge systems, and electronic control panel.

OPERATING PRINCIPLE

The system operates with two towers that alternate automatically. When compressed air passes through the adsorbent material in one tower, water vapor is captured and ultra-dry air exits the system. Simultaneously, the second tower regenerates using a small amount of purge air, ensuring continuous drying. The towers switch at preset intervals, maintaining efficient operation. This cyclic process delivers stable, reliable performance with low energy consumption.

Maximum Efficiency

Reliable Drying Technology



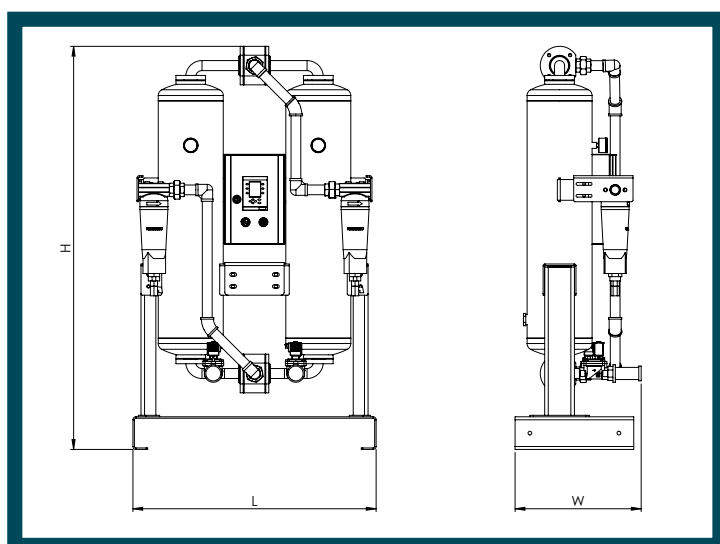
NITROXTEC Heatless Type Desiccant Dryers provide clean, dry, and reliable air to your system even in the most challenging environmental conditions with their energy-efficient structure and long-life adsorbent technology.

Advantages

- -20 °C, -40 °C, -70 °C dew-point options
- Capacity options between 18 – 10,800 m³/hour
- Working pressure up to 4 – 16 bar and 40 bar
- Uninterrupted drying with dual-tower adsorption design
- Energy-efficient drying without external heating
- High-quality activated alumina, silica gel, and molecular sieve filling
- Low air loss and optimized regeneration system
- Electronic control panel – color screen, alarm, and data monitoring
- Optional dew-point sensor and energy-saving mode
- European-origin silent silencers and pneumatic valve systems
- Inlet/outlet filters and automatic water discharge systems
- Compact, low-maintenance structure

Technical Specifications

Model	Air Inlet Connection	Dimensions "mm"			Weight Kg	Dew Point	Electric Power
		Length	Width	Height			
NDD - 0.3	1/4"	390	435	840	40	-20/-40/-70 Cdt	110-230V AC 50-60 Hz 50 W
NDD - 0.5	1/2"	390	440	1020	45	-20/-40/-70 Cdt	110-230V AC 50-60 Hz 50 W
NDD - 0.8	1/2"	450	460	1075	50	-20/-40/-70 Cdt	110-230V AC 50-60 Hz 50 W
NDD - 1	1/2"	410	460	1240	55	-20/-40/-70 Cdt	110-230V AC 50-60 Hz 50 W
NDD - 1.2	1/2"	410	460	1340	65	-20/-40/-70 Cdt	110-230V AC 50-60 Hz 50 W
NDD - 1.6	3/4"	440	530	1310	80	-20/-40/-70 Cdt	110-230V AC 50-60 Hz 50 W
NDD - 2	1"	440	530	1450	100	-20/-40/-70 Cdt	110-230V AC 50-60 Hz 50 W
NDD - 2.6	1"	800	500	1400	150	-20/-40/-70 Cdt	110-230V AC 50-60 Hz 50 W
NDD - 3.2	1"	800	500	1525	165	-20/-40/-70 Cdt	110-230V AC 50-60 Hz 50 W
NDD - 4	1"	800	500	1780	185	-20/-40/-70 Cdt	110-230V AC 50-60 Hz 50 W
NDD - 5	1 1/4"	920	550	1450	207	-20/-40/-70 Cdt	110-230V AC 50-60 Hz 50 W
NDD - 6	1 1/2"	920	550	1650	230	-20/-40/-70 Cdt	110-230V AC 50-60 Hz 50 W
NDD - 7.3	1 1/2"	920	550	1850	285	-20/-40/-70 Cdt	110-230V AC 50-60 Hz 50 W
NDD - 9	1 1/2"	1000	600	1800	335	-20/-40/-70 Cdt	110-230V AC 50-60 Hz 50 W
NDD - 11	2"	1000	600	2000	485	-20/-40/-70 Cdt	110-230V AC 50-60 Hz 50 W
NDD - 14	2"	1000	800	1900	520	-20/-40/-70 Cdt	110-230V AC 50-60 Hz 50 W
NDD - 16	2"	1000	800	2000	620	-20/-40/-70 Cdt	110-230V AC 50-60 Hz 50 W
NDD - 21	2 1/2"	1100	900	2000	780	-20/-40/-70 Cdt	110-230V AC 50-60 Hz 50 W
NDD - 25	2 1/2"	1100	900	2300	930	-20/-40/-70 Cdt	110-230V AC 50-60 Hz 50 W
NDD - 30	DN80	1300	950	2300	1160	-20/-40/-70 Cdt	110-230V AC 50-60 Hz 50 W
NDD - 36	DN80	1400	1000	2250	1400	-20/-40/-70 Cdt	110-230V AC 50-60 Hz 50 W
NDD - 45	DN80	1500	1100	2100	1700	-20/-40/-70 Cdt	110-230V AC 50-60 Hz 50 W
NDD - 53	DN100	1500	1100	2300	2000	-20/-40/-70 Cdt	110-230V AC 50-60 Hz 50 W
NDD - 60	DN100	1500	1100	2500	2300	-20/-40/-70 Cdt	110-230V AC 50-60 Hz 50 W
NDD - 73	DN100	1750	1300	2340	2800	-20/-40/-70 Cdt	110-230V AC 50-60 Hz 50 W
NDD - 83	DN150	1750	1300	2500	3150	-20/-40/-70 Cdt	110-230V AC 50-60 Hz 50 W
NDD - 105	DN150	2000	1570	2200	4060	-20/-40/-70 Cdt	110-230V AC 50-60 Hz 50 W
NDD - 120	DN150	2000	1570	2500	4600	-20/-40/-70 Cdt	110-230V AC 50-60 Hz 50 W
NDD - 146	DN150	1700	2000	2450	5650	-20/-40/-70 Cdt	110-230V AC 50-60 Hz 50 W
NDD - 180	DN200	1800	2100	2450	6900	-20/-40/-70 Cdt	110-230V AC 50-60 Hz 50 W



Clean Air
Reliable Drying

Technical Specifications

Correction Factors At The Dryer Inlet													
P bar(g)	5	6	7	8	9	10	11	12	13	14	15	16	20
Kp	0.75	0.88	1.00	1.06	1.12	1.17	1.22	1.27	1.32	1.37	1.41	1.46	1.71

Example:				
Working Pressure:	8 bar	-->	Factor	1.06
Pressurised Air Inlet Temperature:	40 °C	-->	Factor	0.96

Correction Factors at the Dryer Inlet													
P bar(g)	5	6	7	8	9	10	11	12	13	14	15	16	20
Kp	0.75	0.88	1.00	1.06	1.12	1.17	1.22	1.27	1.32	1.37	1.41	1.46	1.71

Pressurised Air Inlet Temperature						
Temperature (°C)	25	30	35	40	45	50
Ki	1.00	1.00	1.00	0.96	0.90	0.83

Component	Brand / Model	Explanation	IP Protection Class
Touchscreen Control Panel	SIMATIC HMI MTP 7"/4"	7"/4" wide-screen TFT panel, touchscreen operation	Front: IP65 Rear: IP20
Pipe Fittings and Connectors	304 Stainless Steel	All connecting parts are made of stainless steel (AISI 304)	–
Pneumatic Components	FESTO or SMC	Solenoid valves, FRL units, pipes and fittings	IP65
Flowmeter (Optional)	SMC	Flow measurement module with digital display and integrated sensor	IP65
Dew Point Meter (Optional)	SUTO	Provides humidity and temperature measurement in accordance with ISO 8573-1/2/3	ISO 8573-1/2/3

Operating Temperature	5-45°C
Minimum Inlet Pressure	4,5 bar (g)
Maximum Inlet Pressure	16 bar (g)
Dew Point	-40°C
Air Quality ISO Specifications	ISO 8573-1:2010 [Class 1: Class 2] (Particles: Moisture)



Air Dryer Installation Diagram



Desiccant Air Dryer Diagram Including Gas Dryer



Dew Point
-40 °C & -70 °C

HEATED TYPE BLOWER DESICCANT AIR DRYERS

High-Performance Drying with Zero Air Loss.

NITROXTEC Heated Type Blower Desiccant Air Dryers effectively remove moisture from your compressed air systems, preventing condensation, corrosion, and product deterioration. With its blower-assisted regeneration system that provides zero air loss, it offers an energy-efficient and sustainable drying solution. It is an intelligent and integrated system fully compatible with the automation infrastructure of modern facilities.

Heated Type Blower Desiccant Air Dryers

NITROXTEC Heated Type Dryers operate on a dual-tower adsorption principle. High-efficiency silica gel columns in one tower capture moisture from compressed air, while the second tower regenerates using heated ambient air circulated by a blower. This process achieves nearly 100% air savings by eliminating the need for compressed air during regeneration.

The PLC-controlled system precisely manages dew point, regeneration, and heating cycles. Modbus TCP/IP protocol enables seamless integration with SCADA and other automation systems.

The system complies with ISO 8573-1:2010 Class 2 air quality standards and is optimized for long-term reliability.



OPERATING PRINCIPLE

The system operates in two stages. In the first stage, moist compressed air is passed through a silica gel-filled drying tower, moisture is adsorbed, and dry air output is provided. At the same time, the second tower performs the regeneration process by heating the ambient air with a blower. Compressor air is not used for regeneration, which maximizes the air efficiency of the system. The towers automatically switch at certain intervals, ensuring continuous, uninterrupted drying.

Intelligent, Sustainable, and Zero-Loss Drying

NITROXTEC Heated Type Blower Dryers offer future-ready technology in compressed air drying. With energy efficiency, full automation, and air-lossless regeneration features, it increases the reliability and performance of your system while reducing your operating costs.



Advantages

- Regeneration with zero compressed air loss
- Blower + heater-assisted regeneration technology
- PLC-supported fully automatic control system
- SCADA and automation integration with Modbus TCP/IP
- Remote access and monitoring support (optional)
- Long-lasting and high-efficiency silica gel-filled towers
- European standard inlet/outlet filtration system
- Pressure-resistant and fluctuation-resistant structure
- Low energy consumption with low operating cost
- Full compliance with ISO 8573-1:2010 Class 2 air quality standard

Hardware Features and Options

Component	Brand / Model	Explanation	IP Protection Class
Touchscreen Control Panel	SIMATIC HMI MTP 7"/4"	7"/4" wide-screen TFT panel, touchscreen operation	Front: IP65 Rear: IP20
Piping and Fitting Components	304 Stainless Steel	All connecting parts are made of stainless steel (AISI 304).	–
Pneumatic Valve	Burkert	Gear-connected 316L stainless steel, long-lasting	IP67
Flowmeter (Optional)	SMC	Digital display, integrated sensor flow measurement module	IP65
Dew Point Meter (Optional)	SUTO	Provides humidity and temperature measurement in accordance with ISO 8573-1/2/3	ISO 8573-1/2/3

Technical Specifications

Model	Dimensions 'mm'			Weight Kg	Air Inlet Connection	Dew Point	Maximum Pressure	Average Power (kW)	Electrical Power
	Length	Width	Height						
NDD/B14	1300	900	2200	885	2"	-40 °C	11	8.90	400-440V/3/ 50-60Hz
NDD/B16	1300	900	2450	1055	2"	-40 °C	11	9.00	400-440V/3/ 50-60Hz
NDD/B21	1450	1000	2400	1325	DN65	-40 °C	11	11.60	400-440V/3/ 50-60Hz
NDD/B25	1650	1000	2380	1580	DN80	-40 °C	11	11.80	400-440V/3/ 50-60Hz
NDD/B30	1700	1120	2280	1970	DN80	-40 °C	11	14.30	400-440V/3/ 50-60Hz
NDD/B36	1800	1230	2350	2380	DN80	-40 °C	11	17.00	400-440V/3/ 50-60Hz
NDD/B45	1900	1300	2450	2890	DN80	-40 °C	11	21.50	400-440V/3/ 50-60Hz
NDD/B53	2000	1400	2550	3400	DN100	-40 °C	11	21.60	400-440V/3/ 50-60Hz
NDD/B60	2100	1400	2500	3910	DN100	-40 °C	11	32.00	400-440V/3/ 50-60Hz
NDD/B73	2200	1500	2400	4760	DN100	-40 °C	11	34.90	400-440V/3/ 50-60Hz
NDD/B83	2200	1500	2550	5355	DN125	-40 °C	11	37.70	400-440V/3/ 50-60Hz
NDD/B105	2000	2100	2550	6900	DN150	-40 °C	11	49.50	400-440V/3/ 50-60Hz
NDD/B120	2100	2100	2500	7820	DN150	-40 °C	11	49.70	400-440V/3/ 50-60Hz
NDD/B146	2200	2600	2550	9605	DN150	-40 °C	11	69.90	400-440V/3/ 50-60Hz
NDD/B180	2200	2800	2600	11730	DN200	-40 °C	11	78.00	400-440V/3/ 50-60Hz

Production Amount (Nm³/Hour)

Model	Capacity (m ³ /minute)	Capacity (m ³ /hour)
NDD/B14	14.17	850
NDD/B16	16.67	1000
NDD/B21	20.83	1250
NDD/B25	25.00	1500
NDD/B30	30.00	1800
NDD/B36	36.67	2200
NDD/B45	45.00	2700
NDD/B53	53.33	3200
NDD/B60	60.00	3600
NDD/B73	73.33	4400
NDD/B83	83.33	5000
NDD/B105	105.00	6300
NDD/B120	120.00	7200
NDD/B146	146.67	8800



Correction Factors						
Pressure (bar g)	5	6	7	8	9	10
Factor	0.75	0.88	1	1.12	1.25	1.37
Temperature (°C)	20	25	30	35	40	45
Factor	1	1	1	1	0.8	0.73

MEDIUM AND HIGH-PRESSURE DESICCANT AIR DRYERS (40–300 BAR)



Reliable Drying at 40–300 Bar High Pressure

NITROXTEC High-Pressure Desiccant Air Dryers provide dry, clean, and reliable air for demanding high-pressure applications. These systems reach dew points of -40°C or -70°C at operating pressures up to 300 bar.

Heatless regeneration technology and dual-tower adsorption structure deliver continuous, energy-efficient drying with minimal operating costs

Medium and High-Pressure Desiccant Air Dryers (40–300 Bar)

NITROXTEC's high-pressure dryer systems effectively remove moisture in industrial air lines operating at 40 to 300 bar. Towers filled with high-efficiency adsorbent materials—activated alumina, silica gel, or molecular sieve—deliver dew points as low as -40°C or -70°C . The heatless design features weather-resistant, durable components for reliable outdoor operation.

All systems meet ISO 8573-1:2010 Class 2 air quality standards and comply with ISO 1217 flow norms. The PLC is controlled fully automatically, with an optional dew-point sensor, and provides precise moisture control for your processes.

OPERATING PRINCIPLE

The system pre-filters high-pressure moist air and directs it to one adsorbent-filled tower. Activated alumina, silica gel, or molecular sieve adsorbs moisture from the compressed air. Simultaneously, the second tower regenerates using a small portion of dried air. The towers alternate automatically at preset intervals. This heatless process delivers continuous, efficient drying with low energy consumption.

Maximum Pressure, Maximum Dryness Maximum Confidence

Support your processes with dry and reliable air with NITROXTEC High-Pressure Desiccant Dryers. Experience an uninterrupted, clean, and efficient air drying solution in your systems up to 300 bar.

Advantages

- High-pressure drying between 40–300 bar
- –40 °C and –70 °C dew-point options
- Dual-tower heatless adsorption design
- Low air discharge rate of 2.7% (–40 °C) and 5% (–70 °C)
- Performance optimized for 35 °C ambient temperature
- 0.1-micron inlet/outlet dust filters and 0.5 mg/m³ oil filter
- Zero-loss or time-controlled automatic discharge systems
- Optional dew-point sensor and energy-saving mode
- European-origin silent silencers and long-life valves
- Electronic control panel with live monitoring and alarm management
- Compliance with ISO 1217 flow measurement standard
- Full compliance with ISO 8573-1:2010 Class 2 air quality



Basic Features

Standard Accessories: PLC Electronic Control Device

All models zero-loss air or time-adjustable (automatic) drain water separator, 0.1-micron inlet dust filter, 0.5 mg/m³ oil filter, and 0.01-micron outlet dust filters.

Calculated Air Temperature: 35 °C (Correction factor)

Maximum Working Pressure: 300 bar.

Maximum Discharge Air Flow Rate: 2.7% 300 bar -40 Dew Point

Maximum Discharge Air Flow: 5% 300 bar -70 Dew Point

Pressurised Air Flow: 20 °C (1 bar free standard air) (ISO 1217)

Technical Specifications

NITROXTEC 50 Bar Desiccant Air Dryers									
Model	Capacity (m³/minute)	Capacity (m³/hour)	Air Inlet Connection	Dimensions ‘mm’			Weight Kg	Dew Point	Electrical Power
				Length	Width	Height			
NDD-0.8/50BAR	0,80	48	1/2"	390	435	840	48	-20/-40/-70 Cdt	110-230 V AC 50-60 Hz 50 W
NDD-1/50BAR	1,00	60	1/2"	390	435	840	48	-20/-40/-70 Cdt	110-230 V AC 50-60 Hz 50 W
NDD- 1.2/50BAR	1.20	72	1/2"	390	440	1020	54	-20/-40/-70 Cdt	110-230 V AC 50-60 Hz 50 W
NDD- 1.6/50BAR	1,67	100	3/4"	390	440	1020	54	-20/-40/-70 Cdt	110-230 V AC 50-60 Hz 50 W
NDD-2/50BAR	2.17	130	1"	450	460	1075	60	-20/-40/-70 Cdt	110-230 V AC 50-60 Hz 50 W
NDD- 2.6/50BAR	2,67	160	1"	450	460	1075	60	-20/-40/-70 Cdt	110-230 V AC 50-60 Hz 50 W
NDD- 3.2/50BAR	3.20	200	1"	410	460	1240	66	-20/-40/-70 Cdt	110-230 V AC 50-60 Hz 50 W
NDD-4/50BAR	4.17	250	1"	410	460	1340	78	-20/-40/-70 Cdt	110-230 V AC 50-60 Hz 50 W
NDD-5/50BAR	5,00	300	1 1/4"	440	530	1310	96	-20/-40/-70 Cdt	110-230 V AC 50-60 Hz 50 W
NDD-6/50BAR	6,00	360	1 1/2"	440	530	1450	120	-20/-40/-70 Cdt	110-230 V AC 50-60 Hz 50 W
NDD- 7.3/50BAR	7,33	440	1 1/2"	800	500	1400	180	-20/-40/-70 Cdt	110-230 V AC 50-60 Hz 50 W
NDD-9/50BAR	9,58	575	1 1/2"	800	500	1525	198	-20/-40/-70 Cdt	110-230 V AC 50-60 Hz 50 W
NDD-11/50BAR	11,33	680	2"	800	500	1780	222	-20/-40/-70 Cdt	110-230 V AC 50-60 Hz 50 W
NDD-14/50BAR	14,17	850	2"	920	550	1450	248,4	-20/-40/-70 Cdt	110-230 V AC 50-60 Hz 50 W
NDD-16/50BAR	16,67	1000	2"	920	550	1650	276	-20/-40/-70 Cdt	110-230 V AC 50-60 Hz 50 W
NDD-21/50BAR	20,83	1250	2 1/2"	920	550	1850	342	-20/-40/-70 Cdt	110-230 V AC 50-60 Hz 50 W
NDD-25/50BAR	25,00	1500	2 1/2"	1000	600	1800	402	-20/-40/-70 Cdt	110-230 V AC 50-60 Hz 50 W
NDD-30/50BAR	30,00	1800	DN80	1000	600	2000	582	-20/-40/-70 Cdt	110-230 V AC 50-60 Hz 50 W
NDD-36/50BAR	36,67	2200	DN80	1000	800	1900	624	-20/-40/-70 Cdt	110-230 V AC 50-60 Hz 50 W

Temperature (°C)	25	30	35	40	45	50
Ki	1.00	1.00	1.00	0.96	0.90	0.83

Compressed Air Inlet Temperature Factors						
P bar(g)	20,00	25,00	30,00	35,00	40,00	50,00
Kp	0,50	0,63	0,75	0,88	1,00	1,25



MEDIUM AND HIGH-PRESSURE OILLESS DESICCANT AIR DRYERS (40–300 BAR)

Oilless and Perfect Dryness at 40–300 Bar.

NITROXTEC High-Pressure Oilless Desiccant Dryers are specially designed for high-pressure processes requiring ultra-clean, oilless air. Achieving $-40\text{ }^{\circ}\text{C}$ dew points and 0.003 mg/m^3 residual oil content, these systems deliver ISO 8573-1:2010 Class 1: Class 2: Class 1 air quality. Ideal for critical applications in food, pharmaceuticals, electronics, and precision manufacturing.

Oilless Air, High Pressure, Superior Performance.

NITROXTEC's high-pressure systems remove moisture and oil vapor using dual adsorbent technology activated alumina for moisture and activated carbon for oil removal. The heatless three-tower adsorption structure delivers high efficiency with minimal purge air loss and fully automatic PLC control. Silent discharge silencers and optional dew-point sensor ensure reliable, maintenance-free operation.



OPERATING PRINCIPLE

High-pressure air from the compressor is first passed through particle and oil filters. Then moisture is held in the activated alumina twin tower, while the third activated carbon tower holds oil vapor and hydrocarbons. The towers operate alternately in a time-controlled manner, and regeneration is performed with 2.5–5% of the dried air. The entire process is automatically monitored and managed by PLC.

Uncompromising Air Quality Even at High Pressure.

Achieve the highest standards of purity and dryness in your compressed air systems with NITROXTEC Oilless Desiccant Air Dryers. Specifically designed for your critical applications, these systems provide a continuous supply of ultra-pure, dry and oilless air at any pressure level.

Advantages

- 0.003 mg/m³ outlet oil level – ISO Class 1 oilless air
- –40 °C dew-point – Class 2 moisture standard
- Low energy consumption, passive heat utilization
- Electronic HMI panel – live monitoring and alarm system
- Optional dew-point sensor with energy-saving mode
- European-origin silencer and valves
- Integrated activated alumina + activated carbon adsorption system
- Body and components compatible with 40–300 bar high pressure
- 2.5% – 5% air discharge rate (variable depending on pressure)
- ISO 8573-1:2010 [Class 1: 2: 1] (Particles: Moisture: Oil) air quality guarantee

0.003 mg/m³
Residual Oil
Content



Technical Specifications

Model	Capacity (m ³ /minute)	Capacity (m ³ /hour)	Air Inlet Connection	Dimensions 'mm'			Weight Kg	Dew Point
				Length	Width	Height		
NDD+CT-0.8/50BAR	0,80	48	1/2"	745	460	1075	73	-20/-40/-70 Cdt
NDD+CT-1/50BAR	1,00	60	1/2"	745	460	1075	73	-20/-40/-70 Cdt
NDD+CT- 1.2/50BAR	1.20	72	1/2"	745	460	1075	73	-20/-40/-70 Cdt
NDD+CT- 1.6/50BAR	1,67	100	3/4"	745	460	1075	73	-20/-40/-70 Cdt
NDD+CT-2/50BAR	2.17	130	1"	745	460	1075	73	-20/-40/-70 Cdt
NDD+CT- 2.6/50BAR	2,67	160	1"	745	460	1075	73	-20/-40/-70 Cdt
NDD+CT- 3.2/50BAR	3.20	200	1"	745	460	1240	80	-20/-40/-70 Cdt
NDD+CT-4/50BAR	4.17	250	1"	745	460	1340	94	-20/-40/-70 Cdt
NDD+CT-5/50BAR	5,00	300	1 1/4"	715	530	1310	116	-20/-40/-70 Cdt
NDD+CT-6/50BAR	6,00	360	1 1/2"	715	530	1450	145	-20/-40/-70 Cdt
NDD+CT- 7.3/50BAR	7,33	440	1 1/2"	1200	500	1400	218	-20/-40/-70 Cdt
NDD+CT-9/50BAR	9,58	575	1 1/2"	1200	500	1525	290	-20/-40/-70 Cdt
NDD+CT-11/50BAR	11,33	680	2"	1200	500	1780	225	-20/-40/-70 Cdt
NDD+CT-14/50BAR	14,17	850	2"	1380	550	1450	268	-20/-40/-70 Cdt
NDD+CT-16/50BAR	16,67	1000	2"	1380	550	1650	334	-20/-40/-70 Cdt
NDD+CT-21/50BAR	20,83	1250	2 1/2"	1380	550	1850	413	-20/-40/-70 Cdt

Standard Accessories: PLC Electronic Control Device

All models zero-loss air or time-adjustable (automatic) drain water separator, 0.1-micron inlet dust filter, 0.5 mg/m³ oil filter, and 0.01-micron outlet dust filters.

Calculated Air Temperature: 35 °C (Correction factor)

Maximum Working Pressure: 300 bar.

Maximum Discharge Air Flow Rate: 2.7% 300 bar -40 Dew Point

Maximum Discharge Air Flow: 5% 300 bar -70 Dew Point

Pressurised Air Flow: 20 °C (1 bar free standard air) (ISO 1217)

Pressure Air Inlet Temperature Factors

Temperature (°C)	25	30	35	40	45	50
Ki	1.00	1.00	1.00	0.96	0.90	0.83

Factors Affecting Compressed Air Inlet Temperature

P bar(g)	20,00	25,00	30,00	35,00	40,00	50,00
Kp	0,50	0,63	0,75	0,88	1,00	1,25

Ultra Pure

Guaranteed Dry and Oilless Air!

MODULAR OILLESS DESICCANT AIR DRYERS

Modular Design, Oilless and Dry Air Guarantee.

NITROXTEC Modular Oilless Desiccant Dryers provide completely oilless and dry air to meet ISO 8573-1:2010 Class 1 oil and Class 2 moisture standards. With their compact, weld-test-free modular design and integrated activated carbon + desiccant drying system, they are the ideal solution for pharmaceutical, electronics, food, healthcare, and precision production areas.

Modular Oilless Desiccant Air Dryers

NITROXTEC's modular desiccant dryers operate with integrated activated alumina and activated carbon absorbents. They provide 100% oilless and moisture-free compressed air. The drying process is carried out to dew points of $-40\text{ }^{\circ}\text{C}$ or $-70\text{ }^{\circ}\text{C}$. This eliminates all risks that moisture and oil can cause in industrial processes.

The modular structure that does not require weld testing offers easy installation and maintenance on-site. The dual-tower regeneration system operates uninterruptedly. The automatic PLC control system provides maximum performance with minimum energy consumption. It offers low operating costs with 10–15% discharge air ratio.



OPERATING PRINCIPLE

The system operates with dual-tower adsorption technology:

- 1- Moisture Removal: Compressed air passes through an activated alumina-filled tower and moisture is held.
- 2- Oil Vapor Removal: Then the air passes through the activated carbon layer and is purified from oil vapor and hydrocarbons.

At the same time, the other tower performs the regeneration process using 10–15% dried air (purge air). The PLC-controlled system automatically times and optimizes the transition between towers. Thus, uninterrupted production of air at constant purity is provided.

Oilless, Weldless, Trouble-Free

NITROXTEC Modular Oilless Desiccant Dryers inspire confidence in all critical applications with their compact structure, weld-free design, and two-stage high-purity drying solution. With long-lasting components, low energy consumption, and easily expandable architecture, they offer an intelligent investment for businesses.

Advantages

Modular and compact design for easy installation on site

- Modular and compact structure with easy on-site installation
- Weld-free design
- 0.003 mg/m³ outlet oil level – Class 1 (ISO 8573-1:2010)
- -40 °C or -70 °C dew-point options – Class 2 moisture standard
- Integrated activated carbon and desiccant adsorption system
- Uninterrupted air flow with dual-tower structure
- Energy efficient, only 10–15% discharge loss
- Electronic control panel and optional dew-point sensor
- 24/7 continuous and automatic operation
- Minimum maintenance requirement – long-lasting adsorbents

Component	Brand / Model	Explanation	IP Protection Class
Touchscreen Control Panel	SIMATIC HMI MTP 7"/4"	7"/4" wide-screen TFT panel, touchscreen operation	Front: IP65 Rear: IP20
Piping and Connection Components	304 Stainless Steel	All connecting parts are made of stainless steel (AISI 304).	–
Pneumatic Components	FESTO or SMC	Solenoid valves, FRL units, pipes and fittings	IP65
Flowmeter (Optional)	SMC	Digital display, integrated sensor flow measurement module	IP65
Dew Point Meter (Optional)	SUTO	Provides humidity and temperature measurement in accordance with ISO 8573-1/2/3	ISO 8573-1/2/3
Weldless design	EN 13445	No weld testing required.	6063-T6

CUSTOMIZABLE DEW POINT PERFORMANCE

Technical Specifications

Model	Capacity (m ³ /minute)	Capacity (m ³ /hour)	Air Inlet Connection	Dimensions 'mm'			Weight Kg	Electrical Power
				Length	Width	Height		
MNDD+CT-0.8	0,80	48	1/2"	500	300	360	34	110-230V AC 50-60 Hz 50W
MNDD+CT-1	1,00	60	1/2"	500	300	520	41	110-230V AC 50-60 Hz 50W
MNDD+CT-1.2	1.20	72	1/2"	500	300	940	51	110-230V AC 50-60 Hz 50W
MNDD+CT-1.6	1,67	100	3/4"	500	300	1100	58	110-230V AC 50-60 Hz 50W
MNDD+CT-2	2.17	130	1"	500	300	1300	65	110-230V AC 50-60 Hz 50W
MNDD+CT-2.6	2,67	160	1"	500	300	1620	76	110-230V AC 50-60 Hz 50W
MNDD+CT-3.2	3.20	200	1"	500	450	1100	93	110-230V AC 50-60 Hz 50W
MNDD+CT-4	4.17	250	1"	500	450	1340	113	110-230V AC 50-60 Hz 50W
MNDD+CT-5	5,00	300	1"	500	450	1620	142	110-230V AC 50-60 Hz 50W
MNDD+CT-6	6,00	360	1 1/2"	500	600	1340	169	110-230V AC 50-60 Hz 50W
MNDD+CT-7.3	7,33	440	1 1/2"	500	600	1620	198	110-230V AC 50-60 Hz 50W
MNDD+CT-9	9,58	575	1 1/2"	500	750	1500	240	110-230V AC 50-60 Hz 50W
MNDD+CT-11	11,33	680	1 1/2"	500	900	1470	284	110-230V AC 50-60 Hz 50W
MNDD+CT-14	14,17	850	1 1/2"	500	1050	1500	335	110-230V AC 50-60 Hz 50W
MNDD+CT-16	16,67	1000	2"	500	1200	1550	404	110-230V AC 50-60 Hz 50W

Compressed Air Inlet Temperature						
Temperature (°C)	25	30	35	40	45	50
Ki	1.00	1.00	1.00	0.96	0.90	0.83

Correction Factors at the Dryer Inlet												
P bar(g)	5	6	7	8	9	10	11	12	13	14	15	16
Kp	0.75	0.88	1.00	1.06	1.12	1.17	1.22	1.27	1.32	1.37	1.41	1.46

Example:				
Working Pressure:	8 bar	-->	Factor	1.06
Pressurised Air Inlet Temperature:	40 °C	-->	Factor	0.96



OILLESS DESICCANT AIR DRYERS

Oilless and Perfectly Dry Air

NITROXTEC Oilless Desiccant Air Dryers are specially developed for industries requiring ultra-clean air free from moisture and oil vapor. The activated carbon module integrated with the desiccant drying system delivers ISO 8573-1:2010 Class 1 oil and Class 2 moisture standard. Ideal for food, pharmaceutical, electronics, and high-precision manufacturing applications.

NITROXTEC's oilless desiccant air dryers operate on a two-stage filtration principle. In the first stage, activated alumina removes moisture, while in the second stage, the activated carbon module captures oil vapor and hydrocarbons. This process achieves ultra-low residual oil levels of 0.003 mg/m^3 (0.003 ppm), meeting ISO 8573-1 Class 1 oilless air standards. The fully automatic PLC control system ensures energy efficiency and uninterrupted operation without user intervention.

Zero air-loss water discharge system, optional dew-point sensor and eco-mode operation, color-screen electronic control panel, and European-origin silent components ensure the system operates long-lasting, safe, and highperformance. With maximum 20 bar operating pressure support, it can be used in a wide range of applications.



OPERATING PRINCIPLE

The system operates in two stages:

1- Moisture Removal: Compressed air passes through an activated alumina-filled tower, is purified from moisture, and a -40°C dew point is reached.

2- Oil Vapor Removal: The dried air passes through the activated carbon module, oil and hydrocarbon vapors are held, and 0.003 mg/m^3 oil level is reached.

The towers operate automatically in alternation. Regeneration is performed with only 10–15% of the dried air. The entire process is managed by a PLC control system, and energy savings are maximized.

Uncompromising Air Quality Superior Efficiency

Take control of air quality, energy savings, and process safety with NITROXTEC Oilless Desiccant Dryers. The ideal solution provides high purity, low operating cost, and long-term performance for your critical applications

Advantages

- 0.003 mg/m³ outlet oil amount
- ISO Class 1 oilless air
- -40 °C dew-point with Class 2 moisture standard
- Integrated activated alumina + activated carbon system structure
- Zero air-loss automatic water discharge
- Only 10–15% discharge air loss
- 24/7 uninterrupted and reliable operation
- Electronic control panel – color-screen HMI
- PLC-controlled automation – dew-point and energy management
- Optional dew-point sensor with intelligent energy saving
- Maximum 20 bar operating pressure
- European-origin pneumatic valves and silent discharge silencers
- Low maintenance requirement – long-lasting adsorbents



System Features

Component	Brand / Model	Explanation	IP Protection Class
Touchscreen Control Panel	SIMATIC HMI MTP 7"/4"	7"/4" wide-screen TFT panel, touch-screen operation	Front: IP65 Rear: IP20
Piping and Connecting Elements	304 Stainless Steel	All connecting parts are made of stainless steel (AISI 304)	–
Pneumatic Components	FESTO or SMC	Solenoid valves, FRL units, pipes and fittings	IP65
Flowmeter (Optional)	SMC	Flow measurement module with digital display and integrated sensor	IP65
Dew Point Meter (Optional)	SUTO	Provides humidity and temperature measurement in accordance with ISO 8573-1/2/3	ISO 8573-1/2/3

Technical Specifications

Model	Capacity (m ³ /minute)	Capacity (m ³ /hour)	Air Inlet Connection	Dimensions 'mm'			Weight Kg	Dew Point
				Length	Width	Height		
NDD+CT - 0.8	0,80	48	1/2"	745	460	1075	73	-40/-70 Cdt
NDD+CT - 1	1,00	60	1/2"	745	460	1240	80	-40/-70 Cdt
NDD+CT - 1.2	1.20	72	1/2"	745	460	1340	94	-40/-70 Cdt
NDD+CT - 1.6	1,67	100	3/4"	715	530	1310	116	-40/-70 Cdt
NDD+CT - 2	2.17	130	1"	715	530	1450	145	-40/-70 Cdt
NDD+CT - 2.6	2,67	160	1"	1200	500	1400	218	-40/-70 Cdt
NDD+CT - 3.2	3.20	200	1"	1200	500	1525	290	-40/-70 Cdt
NDD+CT - 4	4.17	250	1"	1200	500	1780	225	-40/-70 Cdt
NDD+CT - 5	5,00	300	1 1/4"	1380	550	1450	268	-40/-70 Cdt
NDD+CT - 6	6,00	360	1 1/2"	1380	550	1650	334	-40/-70 Cdt
NDD+CT - 7.3	7,33	440	1 1/2"	1380	550	1850	413	-40/-70 Cdt
NDD+CT - 9	9,58	575	1 1/2"	1500	600	1800	486	-40/-70 Cdt
NDD+CT - 11	11,33	680	2"	1500	600	2000	703	-40/-70 Cdt
NDD+CT - 14	14,17	850	2"	1500	800	1900	754	-40/-70 Cdt
NDD+CT - 16	16,67	1000	2"	1500	800	2000	899	-40/-70 Cdt
NDD+CT - 21	20,83	1250	2 1/2"	1650	900	2000	1131	-40/-70 Cdt

Correction Factors at the Dryer Inlet													
P bar(g)	5	6	7	8	9	10	11	12	13	14	15	16	20
Kp	0.75	0.88	1.00	1.06	1.12	1.17	1.22	1.27	1.32	1.37	1.41	1.46	1.71

Pressurised Air Inlet Temperature						
Temperature (°C)	25	30	35	40	45	50
Ki	1.00	1.00	1.00	0.96	0.90	0.83

Example:				
Working Pressure:	8 bar	-->	Factor	1.06
Pressurised Air Inlet Temperature:	40 °C	-->	Factor	0.96

Operating Temperature	5-45°C
Operating Temperature	4,5 bar (g)
Maximum Inlet Pressure	16 bar (g)
Dew Point	-40°C
Air Quality ISO Specifications	ISO 8573-1:2010 [Class 1 : Class 2 : Class 1] (Particles : Moisture : Oil)

Long-Lasting Solution

Permanent Savings!

MODULAR ACTIVATED CARBON TOWER FILTERS

Modular Structure Odorless Air ISO Class 1 Purity

NITROXTEC Modular Activated Carbon Tower Filters effectively remove oil vapor, hydrocarbons, and odors from compressed air systems, meeting ISO 8573-1:2010 Class 1 air quality standards. The weld-free modular design enables easy installation, minimal maintenance, and seamless capacity expansion.

Modular Activated Carbon Tower Filters

High-purity activated carbon media in a compact body with integrated pre-filtration, the system removes 99.9% of oil vapor and odors. The diffuser-supported air distribution system ensures equal flow throughout the carbon bed, maximizing filtration efficiency and bed life.

The modular structure allows easy expansion to match your facility's changing needs. Weld-free construction eliminates weld testing requirements, speeding up assembly and minimizing maintenance. Silent outlet and automatic discharge system provide 24/7 reliable, uninterrupted air purification.



OPERATING PRINCIPLE

The system prepares air from the compressor for the carbon bed by first passing it through an integrated oil and dust filter. Air is homogeneously distributed to the activated carbon bed through a specially designed diffuser system. Carbon particles adsorb oil vapor, hydrocarbons, and bad odors, providing clean and odorless air output.

Automatic discharge valves transfer accumulated condensed liquids and oils out of the system. With the optional oil indicator, the saturation status of the carbon bed can be monitored and maintenance planning can be optimized.

Advantages

- $\leq 0.003 \text{ mg/m}^3$ outlet oil vapor – ISO 8573-1:2010 Class 1 compliance
- Weld-free, modular design – Easy installation and low maintenance
- German-origin high-performance activated carbon
- Integrated pre-filter – Protects carbon bed by filtering oil mist and particles
- Diffuser air distribution – High adsorption efficiency
- Optional oil level indicator – Real-time quality control
- Operating temperature range: $1.5^\circ\text{C} - 50^\circ\text{C}$
- Configuration capability for high-pressure applications

CLEAN AIR, MODULAR STRUCTURE MAXIMUM CONFIDENCE



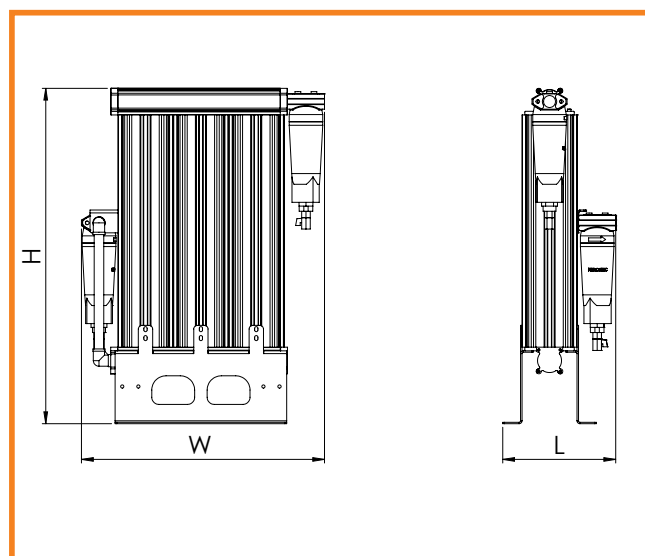
NITROXTEC Modular Activated Carbon Tower Filters are safely used in environments where hygiene and air purity are critical. Compact, silent, and requiring low maintenance, these systems offer sustainable and high-performance air purification for modern facilities.

Technical Specifications

Model	Capacity (m ³ /minute)	Capacity (m ³ /hour)	Air Inlet Connection	Dimensions 'mm'			Weight Kg
				Length	Width	Height	
MNCT-0.3	0.30	18	1/2"	370	300	360	17
MNCT-0.5	0.52	31	1/2"	370	300	520	21
MNCT-0.8	0,80	48	1/2"	370	300	940	26
MNCT-1	1,00	60	3/4"	370	300	1100	30
MNCT-1.2	1.20	72	1"	370	300	1300	34
MNCT-1.6	1,67	100	1"	370	300	1620	40
MNCT-2.1	2.17	130	1"	370	450	1100	49
MNCT-2.6	2,67	160	1"	370	450	1340	60
MNCT-3.2	3.20	200	1"	370	450	1620	76
MNCT-4.1	4.17	250	1 1/2"	370	600	1340	91
MNCT-5	5,00	300	1 1/2"	370	600	1620	107
MNCT-6	6,00	360	1 1/2"	370	750	1500	130
MNCT-7.30	7,33	440	1 1/2"	370	900	1470	154
MNCT-9.50	9,58	575	1 1/2"	370	1050	1500	182
MNCT-11	11,33	680	2"	370	1200	1550	220

Pressurised Air Inlet Temperature Factors						
Temperature (°C)	25	30	35	40	45	50
Ki	1.00	1.00	1.00	0.96	0.90	0.83

Correction Factors at the Dryer Inlet Kp						
P bar(g)	5	6	7	8	9	10
Kp	0.75	0.88	1.00	1.06	1.12	1.17
P bar(g)	11	12	13	14	15	16
Kp	1.22	1.27	1.32	1.37	1.41	1.46



Weld-Free Design

ACTIVATED CARBON TOWERS



Oilless & Odorless Ultra-Clean Air

NITROXTEC Activated Carbon Towers are high-efficiency filtration systems developed to effectively eliminate oil vapor, hydrocarbons, and unwanted odors in compressed air systems, fully compliant with ISO 8573-1:2010 Class 1 oil standard. They provide ultra-clean, odorless, and safe air for precision production needs.

Activated Carbon Tower Filters

Activated carbon tower filters with high-performance media and optimized air distribution effectively eliminate oil vapor and odor from compressed air. European-origin pre-filters first remove oil and particles, then the activated carbon bed delivers ultra-clean, odorless air.

The diffuser inlet design ensures uniform air distribution, maximizing carbon efficiency. Silent outlet system and automatic discharge valves provide low-maintenance, reliable operation. Optional oil indicator enables continuous monitoring of outlet air quality.

OPERATING PRINCIPLE

Compressed air from the compressor passes through the pre-filter at the tower inlet, removing oil and particles. The optimized diffuser system then distributes air evenly across the activated carbon bed. Carbon particles adsorb oil vapor and hydrocarbons from the air stream. Clean, odorless air exits the system.

GUARANTEED PURITY

Quiet and Effective Filtration

NITROXTEC Activated Carbon Towers provide air completely purified from oil vapor and odor. With its energy-efficient, silent, durable, and maintenance-friendly structure, it guarantees the highest air quality in sensitive applications. It is a robust solution you can safely choose for critical processes.

Advantages

- $\leq 0.003 \text{ mg/m}^3$ outlet oil vapor – ISO 8573-1:2010 Class 1 compliance
- German-origin high-performance activated carbon
- European standard oil and dust trap inlet filters
- Optional oil indicator – real-time monitoring
- Passive adsorption process – low energy consumption
- Sturdy and floor-mountable support-mounted body design
- Wide temperature compatibility: $1.5^\circ\text{C} - 50^\circ\text{C}$



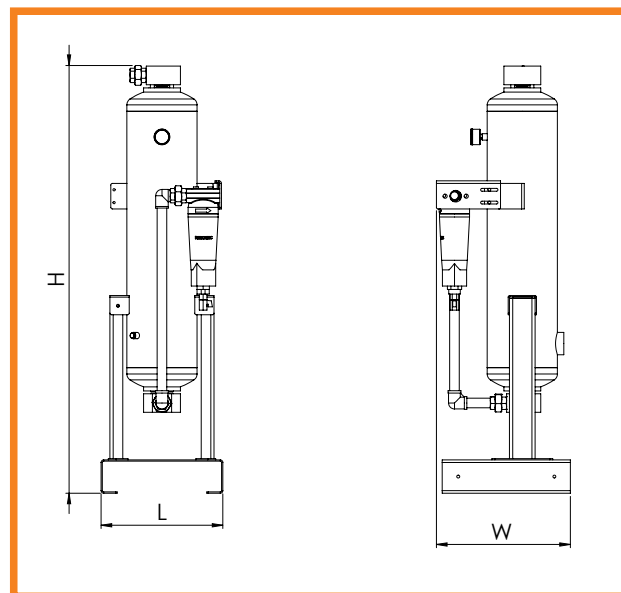
Technical Specifications

Model	Capacity (m ³ /minute)	Capacity (m ³ /hour)	Air Inlet Connection	Dimensions 'mm'		Weight Kg 16 Bar	Weight Kg 40 Bar
				Width	Height		
NCT-0.3	0.30	18	1/4"	270	690	10	15
NCT-0.5	0.50	30	1/4"	300	950	20	30
NCT-0.8	0.80	48	1/2"	380	1110	25	40
NCT-1	1.00	60	1/2"	385	1240	30	50
NCT-1.2	1.20	72	1/2"	400	1280	35	55
NCT-1.6	1.60	96	3/4"	440	1310	40	65
NCT-2.1	2.10	126	3/4"	430	1640	45	70
NCT-2.6	2.60	156	1"	460	1380	50	80
NCT-3.2	3.20	192	1"	480	1590	60	95
NCT-4.1	4.10	246	1"	480	1860	70	110
NCT-5	5.00	300	1 1/2"	530	1550	85	135
NCT-6	6.00	360	1 1/2"	530	1780	100	160
NCT-7.30	7.33	439	1 1/2"	610	1720	120	190
NCT-9.50	9.58	574	1 1/2"	610	1840	150	240
NCT-11	11.33	680	2"	610	1960	200	320
NCT-14	14.17	850	2"	590	220	250	400
NCT-16	16.67	1000	2"	700	1910	300	480
NCT-20	20.83	1250	2"	700	2110	370	600
NCT-25	25.00	1500	2 1/2"	740	2360	450	720
NCT-30	30.00	180	3"	740	2375	520	830
NCT-36	36.67	2200	DN80	920	2125	600	960
NCT-45	45.00	2700	DN80	740	2255	650	1040
NCT-53	53.33	3200	DN100	740	2250	750	1200
NCT-60	60.00	3600	DN100	750	2010	800	1280
NCT-73	73.33	4400	DN100	1100	1950	900	1440
NCT-83	83.33	5000	DN150	750	2090	1000	1600
NCT-105	105.00	6300	DN150	750	2090	1100	1760
NCT-120	120.00	7200	DN150	900	2000	1250	2000
NCT-146	146.67	8800	DN150	900	2080	1500	2400
NCT-180	180.00	10800	DN200	900	2250	1750	2800



Pressurised Air Inlet Temperature Factors Ki						
Temperature (°C)	25	30	35	40	45	50
Ki	1.00	1.00	1.00	0.96	0.90	0.83

Correction Factors at the Dryer Inlet Kp						
P bar(g)	5	6	7	8	9	10
Kp	0.75	0.88	1.00	1.06	1.12	1.17
P bar(g)	11	12	13	14	15	16
Kp	1.22	1.27	1.32	1.37	1.41	1.46



REFRIGERATED AIR DRYERS



Energy-Efficient Cooling. Stable +3 °C Dew Point. Compact Design

NITROXTEC Gas Cooled Air Dryers effectively remove moisture from compressed air systems by operating with high-efficiency heat exchangers and environmentally friendly refrigerant gas. With a +3 °C dew point, they eliminate corrosion risk and safely protect system equipment.

ND Series Refrigerated Air Dryers
These gas-cooled refrigeration dryers feature aluminum plate compact heat exchangers. Air first pre-cools in the air-to-air exchanger, then contacts refrigerant in the evaporator where rapid cooling condenses moisture. Automatic condensate drainage removes water from the system.

The outlet air reheats before exiting, delivering dry air at a stable +3°C dew point. Achieves ISO 8573-1:2010 Class 4 air quality. Industrial-grade construction combines low energy consumption with minimal maintenance requirements.

OPERATING PRINCIPLE

- 1- Pre-Cooling:** Hot compressed air undergoes pre-cooling by being compared with dry air at the outlet in the air-air heat exchanger.
- 2- Cooling and Moisture Removal:** Air passes to the evaporator using refrigerant gas and undergoes sudden cooling, and the moisture inside condenses and separates.
- 3- Condensation Discharge:** Moisture is discharged out of the system with an automatic drainage system.
- 4- Outlet:** The dried air is reheated in the air-air exchanger again and sent to the final point of the line at a low dew point.

Dry air, Low Energy, Long Life

NITROXTEC Gas Cooled Air Dryers offer a powerful and energy-efficient solution for industrial needs. With its compact design, stable dew-point control, and environmentally friendly approach, it is the ideal choice for businesses seeking confidence in air quality.

Advantages

- +3 °C stable dew point
- Prevents condensation and corrosion
- Gas-cooled system
- Stable operation in all environments
- Aluminum plate heat exchanger
- High heat transfer, compact design
- Low pressure drop
- Maximizes compressor efficiency
- Eco-friendly refrigerant (R-134a / R-410A)
- Meets global environmental standards
- Digital control panel
- Real-time temperature, alarm
- Dew-point monitoring
- Integrated automatic drainage
- Prevents water accumulation, Cleanliness
- Long service life with minimal maintenance
- Achieves ISO 8573-1:2010 Class 4 air quality



THE MOST EFFICIENT DRYER IN ITS CLASS

Why NITROXTEC ND Serie Refrigeration Dryers?

- Reliable operation with a fixed +3°C dew point
- Quiet, compact and space-saving design
- High-quality components
- Maintain energy efficiency
- Low operating costs
- Equipment protection with automatic water drainage
- Easy installation and long service life
- ISO 8573-1:2010 compliance
- Reliability in critical applications

Technical Specifications

Model	Capacity (m ³ /minute)	Capacity (m ³ /hour)	Air Inlet Connection	Working Pressure	Dew Point	Refrigerant Gas	Electrical Power
ND 1200	1.2 m ³	72 m ³	1/2"	5-16 bar	3°C	R 404a	220V AC 50-60 Hz
ND 1600	1.6 m ³	96 m ³	3/4"	5-16 bar	3°C	R 404a	220V AC 50-60 Hz
ND 2200	2.2 m ³ /	132 m ³	3/4"	5-16 bar	3°C	R 404a	220V AC 50-60 Hz
ND 3000	3.0 m ³	180 m ³	1"	5-16 bar	3°C	R 404a	220V AC 50-60 Hz
ND 3600	3.6 m ³	216 m ³	1"	5-16 bar	3°C	R 404a	220V AC 50-60 Hz
ND 4500	4.5 m ³	270 m ³	1 1/2"	5-16 bar	3°C	R 404a	220V AC 50-60 Hz
ND 6000	6.0 m ³	360 m ³	1 1/2"	5-16 bar	3°C	R 404a	220V AC 50-60 Hz
ND 8500	8.5 m ³	510 m ³	2"	5-16 bar	3°C	R 404a	380V AC 50-60 Hz
ND 10500	10.5 m ³	630 m ³	2"	5-16 bar	3°C	R 404a	380V AC 50-60 Hz
ND 12000	12.0 m ³	720 m ³	2"	5-16 bar	3°C	R 404a	380V AC 50-60 Hz
ND 16500	16.5 m ³	990 m ³	3"	5-16 bar	3°C	R 407c	380V AC 50-60 Hz
ND 20000	20.0 m ³	1200 m ³	3"	5-16 bar	3°C	R 407c	380V AC 50-60 Hz
ND 25000	25.0 m ³	1500 m ³	3"	5-16 bar	3°C	R 407c	380V AC 50-60 Hz
ND 30000	30.0 m ³	1800 m ³	3"	5-16 bar	3°C	R 407c	380V AC 50-60 Hz
ND 40000	40.0 m ³	2400 m ³	DN 100	5-16 bar	3°C	R 407c	380V AC 50-60 Hz
ND 50000	50.0 m ³	3000 m ³	DN 100	5-16 bar	3°C	R 407c	380V AC 50-60 Hz
ND 60000	60.0 m ³	3600 m ³	DN 100	5-16 bar	3°C	R 407c	380V AC 50-60 Hz
ND 80000	80.0 m ³	4800 m ³	DN 100	5-16 bar	3°C	R 407c	380V AC 50-60 Hz
ND 100000	100.0 m ³	6000 m ³	DN 150	5-16 bar	3°C	R 407c	380V AC 50-60 Hz

Factors Affecting Compressed Air Inlet Temperature						
Temperature (°C)	5-25	30	35	40	45	50
Ki	1.42	1.15	1	0.71	0.62	0.5

Correction Factors Kp at the Dryer Inlet						
P bar(g)	5	6	7	8	9	10
Kp	0.82	0.89	1.00	1.00	1.00	1.00



AIR TREATMENT AND FILTRATION SYSTEMS



High-Efficiency Filtration Reliable Air Quality Optimized Performance

NITROXTEC Air Filter Elements remove solid particles, oil aerosols, water, and vapors from compressed air systems, protecting equipment, ensuring product quality, and maximizing system efficiency. Available in multiple filtration classes to meet ISO 8573-1:2010 standards.

Compressed Air Filter Elements

NITROXTEC filter elements deliver high dirt holding capacity, low pressure drop, and long service life. Manufactured with high-performance materials—borosilicate microfiber, stainless steel mesh, and activated carbon these elements maintain consistent performance even in challenging industrial conditions.

All elements are designed for compatibility with both NITROXTEC filter housings and many OEM brand housings worldwide.

FILTRATION CLASSES

G class is a general-purpose filter used to trap coarse contaminants such as dust, rust, and particles. Residual oil amount is not specified for this class.

F class acts as a fine coalescing filter and removes oil aerosols and condensate. Residual oil amount in outlet air is $\leq 0.1 \text{ mg/m}^3$.

S class is a super-fine coalescing filter designed for applications requiring high-purity air. Residual oil amount is at $\leq 0.01 \text{ mg/m}^3$ level.

A class is an activated carbon filter; it effectively removes oil vapor and odors. These class filters provide $\leq 0.003 \text{ mg/m}^3$ residual oil level in outlet air.

Filtration for Clean Air Starts at the Core

Safely protect your process, product quality, and equipment with NITROXTEC Compressed Air Filter Elements. Discover the difference of high-performance, long-lasting, and precision filtration.



Advantages

- Multi-layer filtration technology
- Maximum dirt holding capacity
- Low differential pressure
- Reduces energy consumption
- Long service life
- Less frequent replacement
- Low operating cost
- Stainless steel inner/outer casing
- Corrosion-resistant construction
- Oil and water-repellent layers
- High performance with dense oil aerosols
- Colour-coded caps
- Easy class identification
- Installation compatibility
- Universal compatibility
- ISO 8573-1:2010 compliance
- Guaranteed air quality for solids, oil, and moisture

Precision Filtration Flawless Process

WHY NITROXTEC FILTER ELEMENTS?

- 100% compliance with ISO 8573-1:2010 standards
- Low operating costs with a long service life
- High compatibility with OEM brands
- Low pressure drop
- High filtration efficiency
- Environmentally friendly
- Recyclable construction



Technical Specifications

Model	Capacity (m³/h)	Capacity (cfm)	Air Inlet Connections (BSP Thread Size)	Dimensions (mm)	Element	Product Group
APF23	35	21	1/4"	234 x 18 x 80 x 75	APE26	110
APF53	60	35	3/8"	234 x 18 x 80 x 75	APE26	110
APF63	60	35	1/2"	234 x 18 x 80 x 75	APE26	110
APF73	90	53	1/2"	234 x 18 x 80 x 75	APE70	110
APF79	120	71	1/2"	328 x 23 x 104 x 98	APE78	110
APF83	120	71	3/4"	328 x 23 x 104 x 98	APE78	110
APF93	250	147	3/4"	328 x 23 x 104 x 98	APE91	110
APF103	250	147	1"	328 x 23 x 104 x 98	APE91	110
APF113	360	212	1"	612 x 34 x 154 x 150	APE110	110
APF129	540	318	1 1/4"	612 x 34 x 154 x 150	APE123	110
APF133	700	412	1 1/2"	612 x 34 x 154 x 150	APE123	110
APF143	800	471	2"	744 x 45 x 196 x 195	APE140	110
APF163	1300	765	2"	744 x 45 x 196 x 195	APE160	110
APF173	1500	883	2 1/2"	732 x 56 x 215 x 210	APE170	110
APF193	2200	1295	3"	899 x 56 x 215 x 210	APE190	110

Sample Order Codes

APF73 with 1 micron efficiency: APF73MFO

APFF150-04 with 0.01 micron efficiency: APFF150-04SMA

Working Pressure (bar g)	2	3	4	5	6	7	8	9	10	11	12	13	14	15	16
Factor	0.38	0.50	0.63	0.75	0.88	1.00	1.12	1.25	1.37	1.49	1.62	1.74	1.86	1.98	2.10

Example

APF79 Type Capacity at 10 bar pressure:

120 m³/h (nominal) × 1.37 (factor) = 164.4 m³/h (corrected capacity)





NITROXTEC®
Clean Compressed Air & Reliable Gas

Some of our completed projects





NITROXTEC®
Clean Compressed Air & Reliable Gas

İKİTELLİ OSB. TRIOS 2023 B BLOK NO:73 BAŞAKŞEHİR-İSTANBUL /TÜRKİYE

+90 212 544 42 61

www.NITROXTEC.com

Email: info@NITROXTEC.com

